



European Golf Participation 2024.

Report produced: June 2025



38.8M

People playing golf (adult + junior) in Europe in 2024
Global (excl USA & Mexico): 108M

4.7M

Registered golfers in Europe in 2024
Global (excl USA & Mexico): 8.4M

13.6M

Total 9&18 hole golfers (registered &
unregistered) in Europe in 2024
Global (excl USA & Mexico): 43.3M

20.3M

Adults playing golf in Europe in 2024
Global (excl USA & Mexico): 64.1M

18.5M

Juniors playing golf in Europe in 2024
Global (excl USA & Mexico): 43.9M

9%

Rise in registered golfers in
Europe since 2020

36%

Of total golf participation (adult + junior)
globally (excl USA & Mexico) is in Europe

About the process.

To produce the most accurate and reliable assessment of global* golf participation, we draw on a range of data sources, including direct input from national golf associations / federations, and insights from The R&A Golf Barometer – a statistically robust tracking study introduced in 2022.

As in previous years, we gather information from national golf associations / federations to feed in to the global participation extrapolation model, which is used to calculate the number of golfers around the world. National golf associations / federations share their data through a survey distributed by The R&A to its Affiliates globally, or through access granted by the European Golf Association (EGA) to its member data portal.

The main focus of information gathered from the national golf associations / federations is the number of registered golfers in their market. We ask that all registered golfers are included in the registered figures and, if possible, we ask for the total number of registered golfers to be broken down into the number of registered men, women, boys and girls.

As well as the core numbers of registered golfers, we also give the national golf associations / federations the opportunity to provide us with their own evidence or indications of the number of unregistered 9&18 hole golfers and total golf participation in their market, and where this information was shared, we have considered it in our calculations for 2024.

With each iteration of the project, the processes and methodology have become stronger. As a result, for the first time this year, we have calculated a total participation figure that includes both adults and juniors, providing a broader context for the global reach of golf.

We recommend using registered golfer figures as the most core indicator of golf's health in a given market, which is a measure of association with national golf associations / federations in a consistent manner. However, even registered golfer numbers are subject to change due to factors on the golf association / federation's side, such as adjustments in measurement methods or database / CRM maintenance and updates.

The level of information shared by national golf associations / federations varies over time. In cases where a market had not submitted data in previous years, new estimates from the golf association / federation itself may indicate a change. In some cases, this may suggest a decline in golf participation in particular markets. However, such variations reflect refinements in the model, increased historical data, and additional total participation estimates provided by some Affiliates. Our approach and processes remain consistent year-on-year, meaning that the estimates produced are as robust and well-founded as they can be.

For the 2024 evaluation, we received input from 103 national golf associations / federations in The R&A's jurisdiction around the world. For those not submitting information we have estimated in line with their previous data, with an adjustment for change in population size. Estimates for the other golfer categories are made using information on that market's registered golfers, previous estimates, golf association / federation feedback and the understanding of golfer behaviour gathered through The R&A Golf Barometer.

*Global excluding the USA and Mexico

Glossary & definitions.

Gathering the information

DATA SOURCE

The numbers have been estimated by drawing on multiple sources:

- European numbers were submitted by individual national golf associations / federations through the EGA Member Portal.
- Numbers from the rest of the world (ROW) were submitted by individual nations via a survey link circulated by The R&A.
- Information from national golf associations / federations, The 2024 R&A Golf Barometer and industry estimates were used to be able to project and calibrate the numbers in the non-registered categories. Where individual markets were included in the 2024 R&A Golf Barometer, consistent figures have been mostly used for the Global Participation estimates.
- Where information is incomplete or inconsistent we have used previous estimates to balance information for a particular market.
- Where reliable golf course numbers have been provided by national golf associations / federations, these have been used. Where new information is not available, golf course numbers have been taken from the National Golf Foundation's 'Golf Around the World' service - International Golf Course Update December 2023 or other information.
- Population figures have been sourced from the World Bank's most recently available metrics, downloaded on the 11th March 2025 (<https://data.worldbank.org/indicator/SP.POP.TOTL>) or local official figures where information is not available through this source.

Global golfer number estimates

CALCULATING PARTICIPATION FIGURES

This iteration of the Global Golf Participation estimates is the third time that an estimate has been made for Total Golf Participation based on anything other than the core recorded figures. Until this year, the total figure was known as 'Total Engagement', however this has now been amended to 'Total Participation' to better reflect the need for an active involvement in the sport and that, for example, fan following is not included.

For the most part, registered golfer numbers are provided by the national golf association / federation, although not all national golf associations / federations are able to provide figures, and not all are able to differentiate between men, women, boys and girls. Where registered figures from the national golf association / federation are not available, estimates have been made based on historical data, other research and industry knowledge.

The other golfer categories (full length (9&18 hole) course users, other format golfers (not 9&18 hole) and total participation) are based on estimates from the national golf associations / federations, other research and industry knowledge.

Total participation figures may exceed the sum of each of the other golfer categories in individual markets and in regional summaries. Total participation figures use research carried out for The R&A Golf Barometer, but separate estimates for the different golfer categories are considered if they are provided by national golf associations / federations. This may mean that total participation estimates are higher than national golf association / federation estimates if this is indicated by The R&A Golf Barometer, or higher than The R&A Golf Barometer if this is indicated by the national golf associations.

Definitions

REGISTERED GOLFERS

- The number of golfers who are affiliated to the golf association / federation (they may be members of golf clubs or affiliated to the golf association / federation in another way, eg through a direct subscription). This figure includes registered juniors for year-on-year and cross-market consistency in the majority of cases.

9&18 HOLE GOLFERS (REGISTERED AND UNREGISTERED)

- Golfers who have played on a full length 9 or 18 hole golf course at least once in the last year, including golfers that are registered with their national golf association / federation and those that are not.

OTHER FORMAT GOLFERS (NOT 9&18 HOLE)

- People who have NOT played on a 9 or 18 hole course in the part year but have played another format of golf. This could be: 6 hole, par 3 / short course, Pitch & Putt, Putting green / putting experience, Adventure Golf (eg themed golf venue – Pirate Golf / Prehistoric Golf), Driving Range – with tracker technology, Driving Range – without tracker technology, Indoor Golf simulator (e.g. City Golf / Urban Golf), Golf on school pitches are included as other formats of golf.

TOTAL ADULT PARTICIPATION

- People who have played any on-course or other format at least once in the past year.

REGISTERED JUNIOR GOLFERS

- The number of junior golfers who are affiliated to the golf association / federation (they may be members of golf clubs or affiliated to the golf association / federation in another way, eg through a direct subscription).

TOTAL JUNIOR PARTICIPATION

- Junior golfers who have taken part in any format of golf in the past year, but are not affiliated to their national golf association / federation. Included formats are: 18 hole, 9 hole, 6 hole, par 3 / short course, Pitch & putt, Putting green / putting experience, Adventure Golf (eg themed golf venue – Pirate Golf / Prehistoric Golf), Driving Range – with tracker technology, Driving Range – without tracker technology, Indoor Golf simulator, (eg City Golf / Urban Golf), Golf on school pitches.

Europe.

4.7M

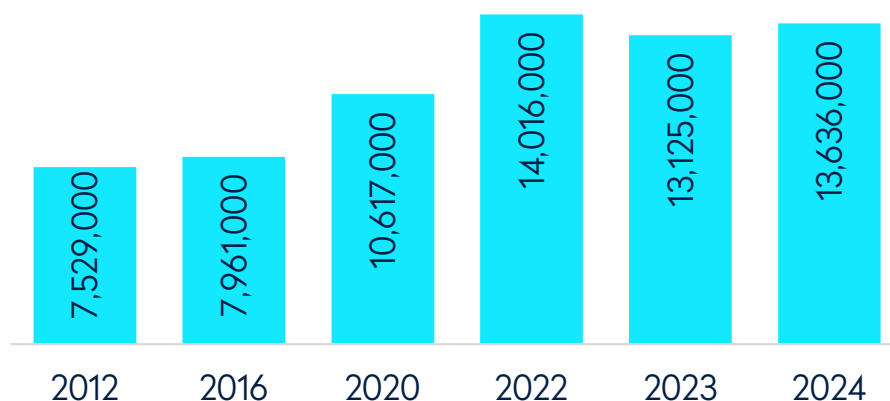
Registered golfers
+1% vs 2023

13.6M

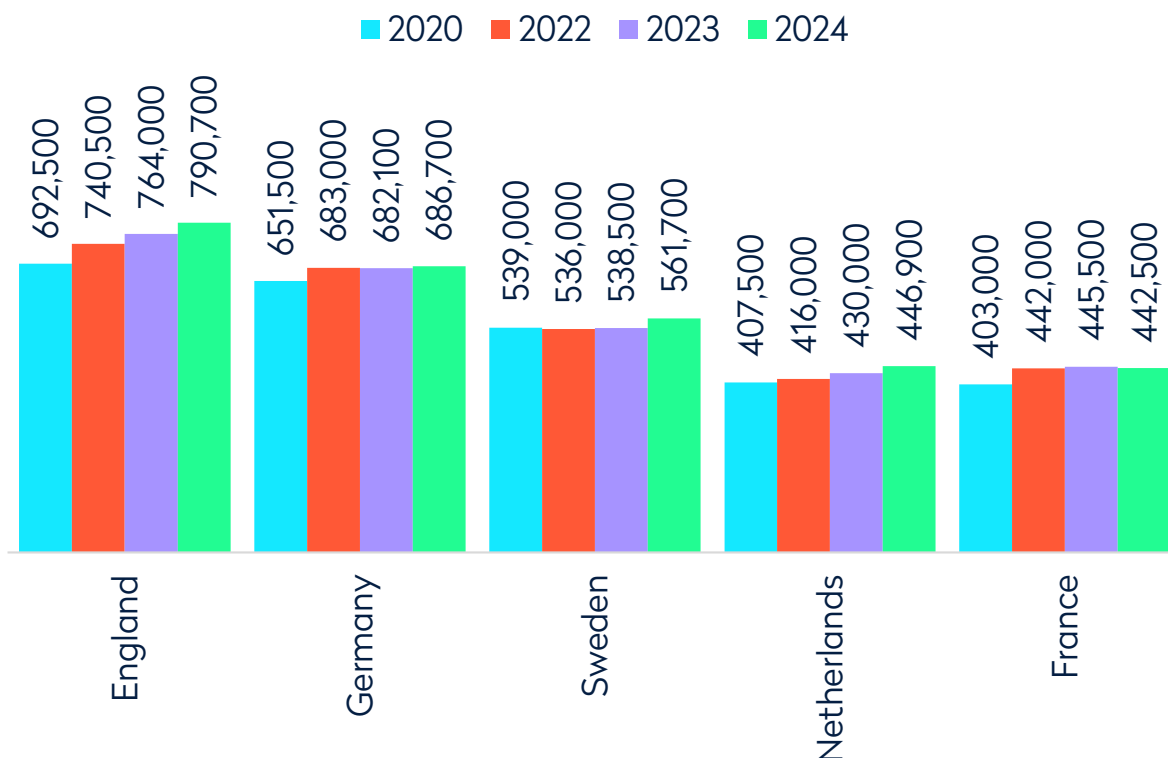
Total 9&18 hole golfers
(registered & unregistered)
+3% vs 2023

20.3M

Total adult participation

Number of 9&18 hole golfers by
year

Top 5 markets for Registered Golfers



Europe.

Country	Total population	Registered golfers Total 2024	Registered golfers – Men 2024	Registered golfers – Women 2024	Registered golfers – Juniors 2024	9&18 hole golfers (registered and unregistered) 2024	Number of 9 or 18 hole golf courses	Average of mean number of users per course	Registered golfers % change 2023 vs 2024
Albania	2,745,972	83	71	6	6	400	1	410	8%
Andorra	80,856	533	343	108	82	2,000	4	550	4%
Armenia	2,990,900	50	15	5	30	200	1	150	1%
Austria	9,131,761	94,926	55,071	33,136	6,719	223,000	175	1,270	-26%
Belarus	9,178,298	974	526	315	133	2,000	1	1,990	26%
Belgium	11,787,423	78,444	47,362	23,621	7,461	153,000	77	1,990	1%
Bosnia and Herzegovina	3,185,073	194	135	28	31	1,000	3	250	-7%
Bulgaria	6,446,596	1,003	651	187	165	1,500	9	160	3%
Croatia	3,859,686	819	425	330	64	1,000	7	160	2%
Cyprus	1,344,976	1,209	942	234	33	1,500	8	180	11%
Czech Republic	10,864,042	50,794	31,037	12,808	6,949	97,000	111	880	-1%
Denmark	5,946,952	162,957	112,307	43,101	7,549	327,000	192	1,700	0%
England	57,690,300	790,728	658,852	85,457	46,419	3,905,500	2,304	1,700	4%
Estonia	1,370,286	3,380	2,080	980	320	6,500	17	390	-13%
Finland	5,583,911	156,315	98,554	37,661	20,100	303,000	161	1,880	0%
France	68,287,487	442,536	294,694	105,565	42,277	1,681,500	687	2,450	-1%
Georgia	3,715,483	244	180	45	19	1,000	6	180	-7%
Germany	83,280,000	686,708	417,194	227,267	42,247	2,306,500	726	3,180	1%

continued...

*Moldova is not a member of the EGA.

**Azerbaijan, Israel and Kazakhstan are not in continental Europe, but are members of the EGA.

Please note: Some tables and charts show rounded figures. Figures were rounded after calculations were carried out.
The figures for total 9&18 hole golfers and total registered golfers include juniors in the majority of cases.

Europe.

...continued

Country	Total population	Registered golfers Total 2024	Registered golfers – Men 2024	Registered golfers – Women 2024	Registered golfers – Juniors 2024	9&18 hole golfers (registered and unregistered) 2024	Number of 9 or 18 hole golf courses	Average of mean number of users per course	Registered golfers % change 2023 vs 2024
Greece	10,405,588	999	550	150	299	10,000	12	820	-4%
Hungary	9,592,186	2,381	1,711	394	276	5,000	12	410	5%
Iceland	393,349	26,349	14,924	7,905	3,520	56,000	64	880	9%
Ireland	7,228,000	225,363	158,548	39,637	27,178	696,000	377	1,840	1%
Italy	58,993,475	94,090	64,611	20,235	9,244	184,000	270	680	1%
Kosovo	1,756,366	81	71	7	3	400	1	380	0%
Latvia	1,877,445	1,768	1,134	461	173	8,000	8	970	33%
Liechtenstein	39,850	1,727	1,020	577	130	3,500	0	-	11%
Lithuania	2,871,585	1,174	783	288	103	5,500	6	880	0%
Luxembourg	666,430	3,251	1,974	868	409	6,500	5	1,250	0%
Malta	552,747	692	477	129	86	3,000	1	3,010	10%
Moldova*	2,457,783	130	80	18	31	300	1	320	-3%
Netherlands	17,877,117	446,888	294,049	135,755	17,084	669,500	259	2,580	4%
Norway	5,519,594	149,288	101,932	26,461	20,895	287,500	174	1,650	10%
Poland	36,687,353	7,633	5,325	1,565	743	15,000	36	420	7%
Portugal	10,578,174	18,186	13,301	3,489	1,396	36,000	83	440	0%
Rep. of North Macedonia	1,827,816	40	35	3	-	100	1	140	0%

continued...

*Moldova is not a member of the EGA.

**Azerbaijan, Israel and Kazakhstan are not in continental Europe, but are members of the EGA.

Please note: Some tables and charts show rounded figures. Figures were rounded after calculations were carried out. The figures for total 9&18 hole golfers and total registered golfers include juniors in the majority of cases.

Europe.

...continued

Country	Total population	Registered golfers Total 2024	Registered golfers – Men 2024	Registered golfers – Women 2024	Registered golfers – Juniors 2024	9&18 hole golfers (registered and unregistered) 2024	Number of 9 or 18 hole golf courses	Average of mean number of users per course	Registered golfers % change 2023 vs 2024
Romania	19,059,479	2,398	1,807	414	177	4,000	10	390	60%
Russia	143,826,130	4,508	2,561	1,257	690	8,500	43	200	16%
San Marino	33,860	185	102	21	62	500	1	670	21%
Scotland	5,490,100	210,278	162,488	21,957	25,833	967,500	550	1,760	0%
Serbia	6,623,183	864	584	160	120	4,000	2	1,910	5%
Slovakia	5,426,740	9,297	5,479	2,238	1,580	12,500	25	510	16%
Slovenia	2,120,461	7,493	4,790	2,357	346	16,500	16	1,020	17%
Spain	48,347,910	305,603	197,111	71,765	36,727	611,000	497	1,230	2%
Sweden	10,536,632	561,677	361,387	118,782	81,508	608,500	680	900	4%
Switzerland	8,888,093	105,109	63,393	35,192	6,524	149,000	128	1,160	2%
Turkey	85,325,965	1,654	739	272	643	8,000	32	250	-74%
Ukraine	37,732,836	2,589	1,478	688	423	5,000	6	810	3%
Wales	3,164,400	52,641	42,808	5,297	4,536	242,500	149	1,630	-1%
Total	833,390,649	4,716,230	3,225,691	1,069,196	421,343	13,636,000	7,939	1,010	1%
Azerbaijan**	10,153,958	150	131	15	8	1,000	3	250	0%
Israel**	9,756,600	850	600	200	50	1,500	2	810	53%
Kazakhstan**	20,330,104	1,320	598	107	615	4,000	6	680	0%

*Moldova is not a member of the EGA.

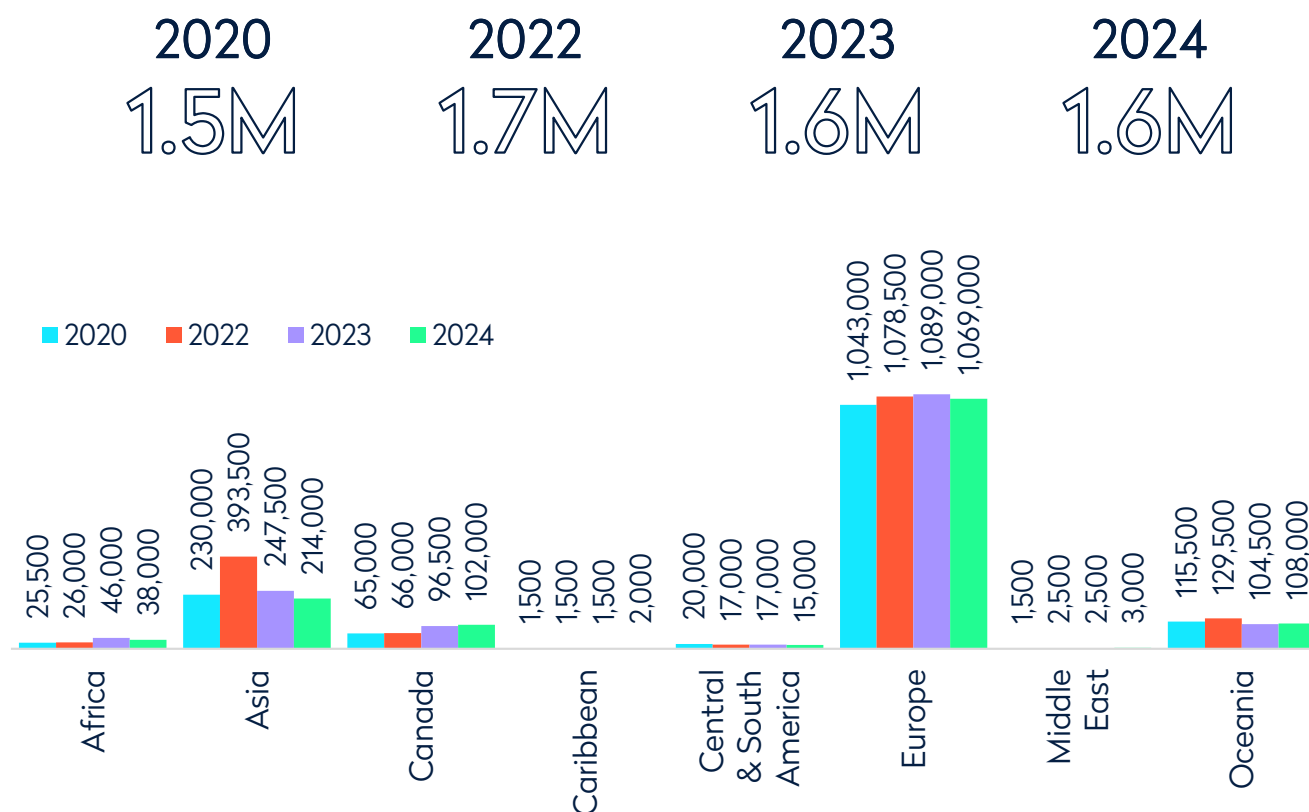
** Azerbaijan, Israel and Kazakhstan are not in continental Europe, but are members of the EGA.

Please note: Some tables and charts show rounded figures. Figures were rounded after calculations were carried out. The figures for total 9&18 hole golfers and total registered golfers include juniors in the majority of cases.

Global* context: Women's representation.

Registered golfers

- Registered golfers who are women:



- Markets with more than 100,000 adult registered golfers and a minimum of 15% representation of women:

Country	% of adult registered golfers who are women	Number of registered adults
Germany	33%	644,461
Netherlands	30%	429,804
Denmark	26%	155,408
Vietnam	26%	149,600
Finland	24%	136,215
France	24%	400,259
Spain	23%	268,876
Sweden	21%	480,169
Canada	19%	534,488
New Zealand	19%	135,383
Norway	18%	128,393
Ireland	18%	198,185
Australia	17%	435,516
Republic of Korea	16%	189,326

Please note: Some tables and charts show rounded figures. Figures were rounded after calculations were carried out.

*Global excluding the USA and Mexico

Global* context: Women's representation.

Broader golfer categories

- As part of the Global Golf Participation data gathering, national golf associations / federations are asked to provide specific numbers of registered men and women if possible, and many are able to do this. Estimating the gender split of the other categories is more challenging, but The R&A Golf Barometer, which is based on survey data, is able to give insight into this. The following charts show the proportion of each golfer type that identify as each gender in the nine key golf markets covered by the programme.
- Across the core nine Barometer markets overall:

All 9&18 hole adult golfers

25%

...identify as women

Other format adult golfers (not 9&18 hole)

50%

...identify as women

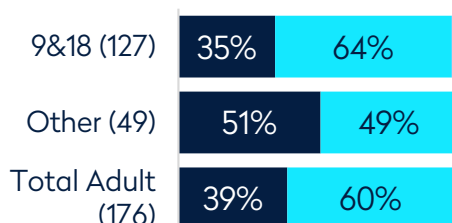
Total adult participation

31%

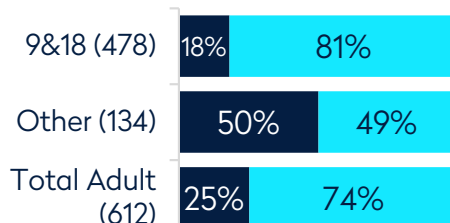
...identify as women

■ Women ■ Men ■ Non-binary / Refused

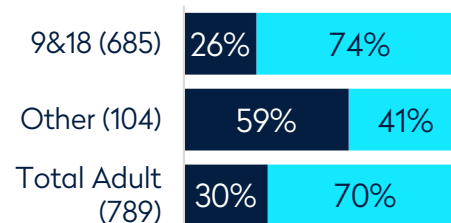
Argentina



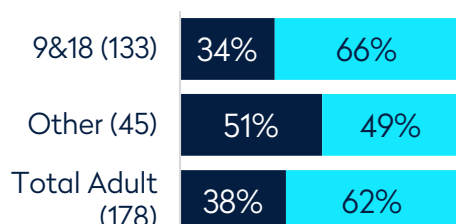
Australia



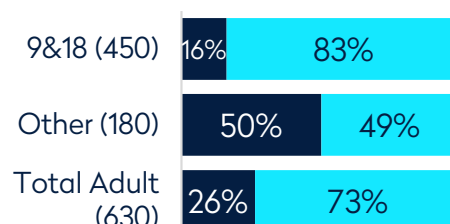
Canada



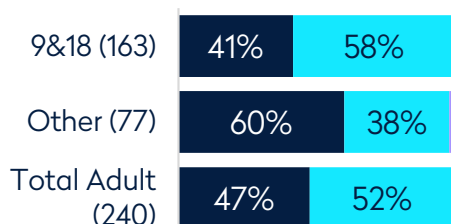
France



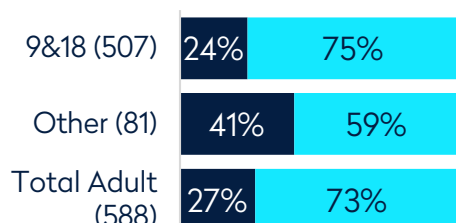
GB&I



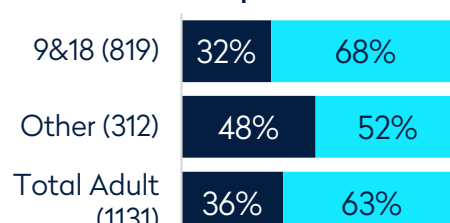
Germany



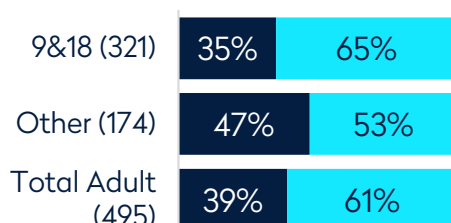
Japan



Republic of Korea



South Africa



Please note: Some tables and charts show rounded figures. Figures were rounded after calculations were carried out. Base numbers are shown in brackets and data is based on The R&A Golf Barometer 2024.

*Global excluding the USA and Mexico

Global* context: Junior golfers.

- Information on the number of junior golfers is limited in many markets, but based on the information available and data gathered through The R&A Golf Barometer, estimates of junior participation are as follows:

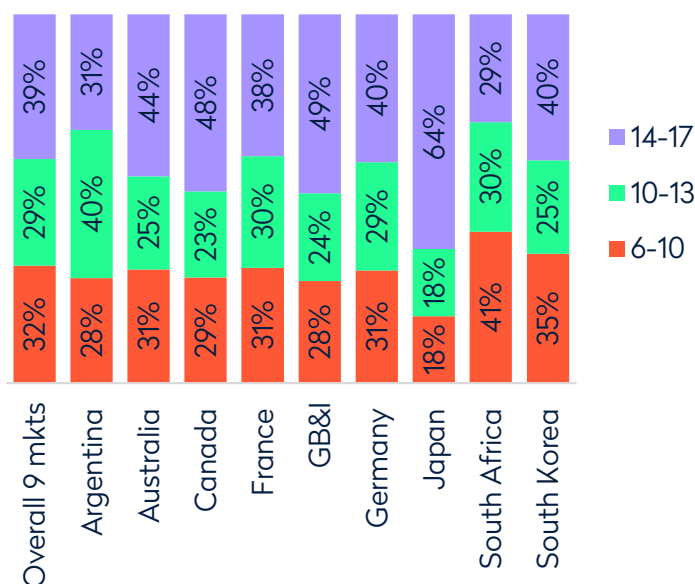
Region	Registered junior golfers 2024 (thousands)
Africa	27k
Asia	143k
Canada	16k
Caribbean	1k
Central & South America	6k
Europe	421k
Middle East	2k
Oceania	38k
Total	654k +9% vs 2023

Region	Total junior participation 2024 (millions)
Africa	7.5M
Asia	8.6M
Canada	2.9M
Caribbean	0.01M
Central & South America	4.0M
Europe	18.5M
Middle East	0.02M
Oceania	2.4M
Total	43.9M +3% vs 2023

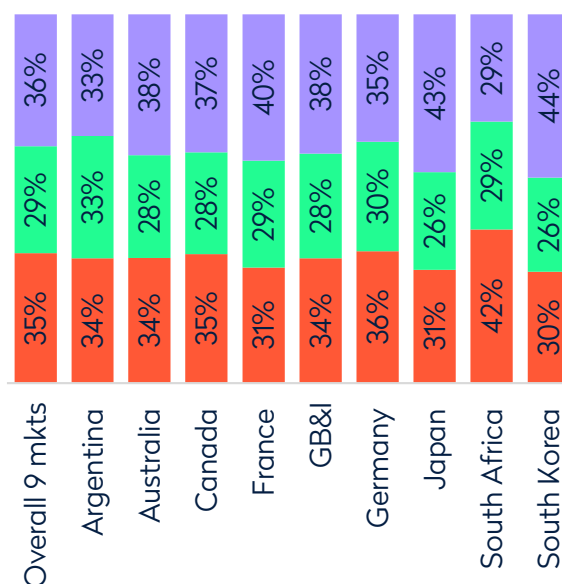
- The R&A Golf Barometer suggests that of all junior golfers (aged 6-17), around 20% have played 9 or 18 hole golf in the past year.
- The remaining 80% have only played other (not 9 or 18 hole) formats.

- Age of junior golfers is not gathered through the Global Golf Participation research, but The R&A Golf Barometer is able to give a directional insight into the age of juniors taking part in each of the broader golfer categories in the nine key golf markets covered by the programme:

Age: Junior 9&18 hole golfers



Age: Total junior participation



'Total junior participation' includes participation in all formats of golf – on-course and other formats, and is a broader definition than registered junior golfers. Information on junior participation gathered through The R&A Golf Barometer is provided by the adult respondent about the behaviour of children in their household.

Please see the Glossary for the full definitions

Please note: Some tables and charts show rounded figures. Figures were rounded after calculations were carried out.

*Global excluding the USA and Mexico



Report produced by Sporting Insights
www.sportinginsights.com

Disclaimer

Whilst proper due care and diligence has been taken in the preparation of this document, Sporting Insights Ltd. cannot guarantee the accuracy of the information contained and does not accept any liability for any loss or damage caused as a result of using information or recommendations contained within this document.