



# European Golf Participation Report.

2021

R&A

EGA  
European Golf Association

10,617,000

Total number of golfers across Europe\*

73%

Markets growing in Europe

(Affiliated European markets with growth in registered golfers – 2021 v. 2019)

26%

Female golfers as a percentage of registered adult golfers in Europe

8%

Junior golfers as a percentage of registered golfers in Europe

## CONTENTS

Introductions	4
European golf rides the pandemic rollercoaster	6
Over 10.6 million golfers across Europe	8
Registered golfers increased in the majority of European countries	10
Highest concentration of registered golfers in Western Europe	12
The number of golf courses in Europe remains relatively stable	14
Registered player demand on golf courses increases across Europe	16
Course demand from total golfers puts pressure on some federations	18
Growth of women in golf is steady and going in the right direction	20
Junior golfer numbers are stable overall	22
Federation Statistics	24
National Federation Statistics Summary	50
Glossary	54

\* Total Golfer numbers (those who play on 18-hole and 9-hole full length courses) provided by national federations or from SMS nationally representative studies and expert estimates.

## Introduction from Martin Slumbers, Chief Executive of The R&A.

An overall rise in golfers is always something to be celebrated, and this is even more significant against the backdrop of the COVID-19 pandemic. That 73% of affiliated European federations have recorded growth in registered golfers over the last two years is impressive, as is the speed of that growth in countries where golf has traditionally struggled for a foothold.

It is even more exciting to move beyond registered golfers and measure total golfer numbers in Europe. With over 10.6 million golfers across Europe, we are seeing that a wide range of initiatives taking place in several markets are having a positive impact. Broadening access to golf and making sure that all of those who play its many forms feel welcome is vital.

National federations, golf facilities and other organisations involved in the sport across Europe should be proud of the results they have achieved to enable the sport to grow over the last 18 months. However, we must also be mindful that the rise of golf has not been universal across the continent, and, for many federations, including some

of the largest in Europe, the last 18 months have been challenging and a period marked by downturns in participation. There is still work to do, not least to get more women and juniors into the sport but considering the impact of the pandemic on societies as a whole, stability on these and other metrics is an achievement.

Indeed, there have been more important issues and challenges for the world to deal with. Neither golf nor the wider world has fully emerged from the pandemic yet, but it is heartening to know that golf has been able to continue to be played safely by many people, providing significant physical and mental health and wellbeing benefits during a time when we have needed them most.

This report on European participation joins The R&A family of reports on participation including the recently published R&A Participation Report 2021 on Africa, Asia-Pacific, Canada and Latin America. In total there are now 41.7 million golfers falling under The R&A jurisdiction or 62.6% of the global total golfer number. Golf is in good health. I hope you enjoy the report.



**Martin Slumbers**  
Chief Executive of The R&A

“With over 10.6 million golfers across Europe, we are seeing that a wide range of initiatives taking place in several markets are having a positive impact. Broadening access to golf and making sure that all of those who play its many forms feel welcome is vital.”

## Introduction from Michael Thannhäuser, General Secretary of the EGA.

On behalf of the EGA, it is my pleasure to present the second edition of the European Golf Participation Report alongside our friends at The R&A.

This report, published every two years, compiles data from the EGA's 49 member federations with the aim of measuring participation trends across the continent. It is a testimony to the diverse landscape of golf participation in Europe. We hope that the findings inspire golf's administrators to continue their excellent work and enable them to best direct their efforts towards growing the game.

It is highly encouraging that, amidst a challenging two years, the number of registered golfers in Europe has grown by 4.6% to a total of 4.32 million, with increases seen in nearly three out of four European countries. The role of national federations in this growth is vital, and I commend those who took the pandemic as an opportunity to promote golf as a safe and healthy sport and attract new players. The signs are that golf in Europe is in a stable position.

Although the report is very positive, there is no room for complacency when it comes to developing the game and securing its future. The percentage of female registered golfers in Europe fell by a small percentage over the last two years, meaning that more newcomers to the game are men. There is still work to be done to attract women and juniors into golf, and we look forward to contributing to this endeavor however possible.

My thanks go to all of our 49 members for their contributions, and to The R&A for their valuable work and support. I sincerely hope you enjoy the valuable insights in this report.

“There is still work to be done to attract women and juniors into golf, and we look forward to contributing to this endeavour however possible.”



**Michael Thannhäuser**  
General Secretary of the EGA



# European golf rides the pandemic rollercoaster.



Since the last European Golf Participation Report in 2019, countries around the entire world have seen their population's daily lifestyles and habits turned on their head. Golf has not been immune to the impact of the Covid-19 pandemic. This report looks at the current landscape of golf participation in Europe and compares this to the trends seen pre-pandemic in the 2019 report.

Before the pandemic, there were many successful initiatives underway in Europe to drive participation and help grow the sport. The last 18 months have seen many of these initiatives having to adapt or be put on hold until restrictions could be relaxed. This varied immensely in practice across Europe and this is reflected in the trends seen in this report, with some federations seeing positive growth, some seeing stability, and some seeing decline.

“New for this year’s report is a look at the total number of golfers, providing a view of everyone who plays golf in Europe.”

The report looks at the number of registered golfers in Europe as well as the representation of female and junior golfers across the federations, as reported to the EGA in April 2021. Also included are insights into golf course provision across Europe compared with current player demand. New for this year’s report is a look at the total number of golfers, which combines both registered and independent golfers to provide a more comprehensive view of everyone who plays golf on a full length golf course in Europe.





# Over 10.6 million golfers across Europe.



Iceland

It is calculated that more than 10.6 million golfers play the sport among The R&A's European Affiliates and in the EGA members' markets, a healthy increase from the 7.9 million last monitored for 2016. This total combined with participation figures calculated for the rest of the world earlier this year mean that the total number of people playing golf across the world is almost 66.6 million, of which 41.7 million are in countries within The R&A's governance jurisdiction (i.e. outside of the USA and Mexico).

Total golfers in Europe – those who play on 18-hole and 9-hole full length courses – account for 1.2% of the population, and there are nine markets in Europe where more than 3% of the population are golfers. The markets with the highest proportion of total golfers in the population include Iceland (17.7%), Scotland (10.9%), England (8.0%) and Ireland (7.8%).



Scotland

Ireland

England



Sweden

# 1.2%

of the population play golf in Europe

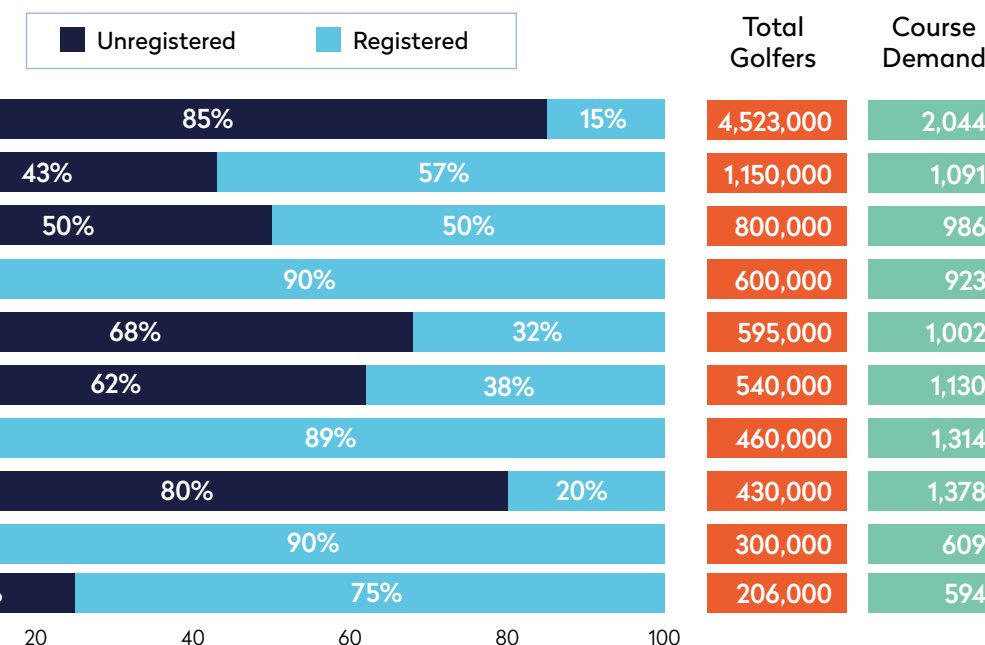
In Europe, the breakdown of the total golfer community reveals that there are more independent golfers (59%) compared to those registered with their national federation (41%). However, this difference is not replicated in all markets and variation is seen among the top 10 total golfer markets.

Markets with a greater proportion of independent golfers include England (85% independent / 15% registered) and Italy (80% / 20%). Conversely, markets with a greater proportion of registered golfers include Spain and Sweden (10% independent / 90% registered) and the Netherlands (11% / 89%). Markets with a more even split include France (50% / 50%) and Germany (43% independent / 57% registered).

The R&A has been encouraging affiliates around the world to embrace independent golfers and bring them into the sport. Building a relationship with independent golfers has provided opportunities to increase club member numbers. An example of a market demonstrating this successfully is England through its iGolf platform.

The demand from independent golfers unsurprisingly brings new issues for courses to contend with, predominantly the balance of meeting total golfer player demand and maintaining member satisfaction. This issue is referenced in greater detail later on in this report.

## Breakdown of total golfers in the top 10 total golfer markets and their player demand per course



## Top five markets for total golfers as a percentage of the population

	Iceland	17.74%
	Scotland	10.89%
	England	8.00%
	Ireland	7.84%
	Sweden	5.80%



## Registered golfers increased in the majority of European countries.

The number of registered golfers in Europe has risen by more than 190,000 from 4.13 million to 4.32 million, a 4.6% growth in the past two years. From 2019 to 2021, almost 75% of markets showed growth in registered golfers, 6% showed no change and 21% showed a decline.

Before the pandemic, 34% of markets experienced growth in the number of registered golfers from 2018 to 2019. Following the start of the pandemic, 73% of markets are showing growth in the number of registered golfers from 2019 to 2021, indicating the positive experiences new golfers are having with the sport.

This is supported by the Post Covid Opportunity Research commissioned by The R&A which

found that among new golfers, 98% of those interviewed identified they are enjoying playing golf and 95% see themselves playing golf for many years to come. A total of nine markets – largely among emerging golfing markets – saw growth in registered golfers of over 30%, with Latvia and Belarus achieving over 150% growth.

Across many sports, participant numbers have seen their biggest shake up in a long time and golf is no exception. Golfers across federations have been lost due to medical or health reasons, lifestyle changes, financial challenges and the prioritisation of new activities discovered during lockdowns. Equally, new golfers have found, or rediscovered, the sport, providing a surge of new, enthusiastic golfers. Each federation would have seen

a unique blend of these changes which have impacted on their registered golfer communities.

Markets that saw the greatest growth in registered golfers from 2019 to 2021 include England (up by 63,500 golfers) and Sweden (up by 54,589). The data shows that the largest declines in registered golfers were seen in Spain (down by 35,377) and France (down by 15,750). However, later data shows that markets are now seeing an increase in registered golfers. For example, in France, while April 2021 data showed a decline in registered golfers, October 2021 data is showing a strong increase in registered golfers. This suggests other markets which also saw a decline early in the year, may now be seeing a positive uplift in registered golfers.

## Percentage of markets showing change in registered golfers – 2021 v. 2019



These varying figures are likely to be the result of the different pandemic regulations seen across Europe over time. In some countries, England for example, golf clubs were fortunate to remain open; therefore as one of only a handful of permitted leisure pursuits, clubs saw an increase in their number of members.

A number of newly-emerging golfing nations in eastern European

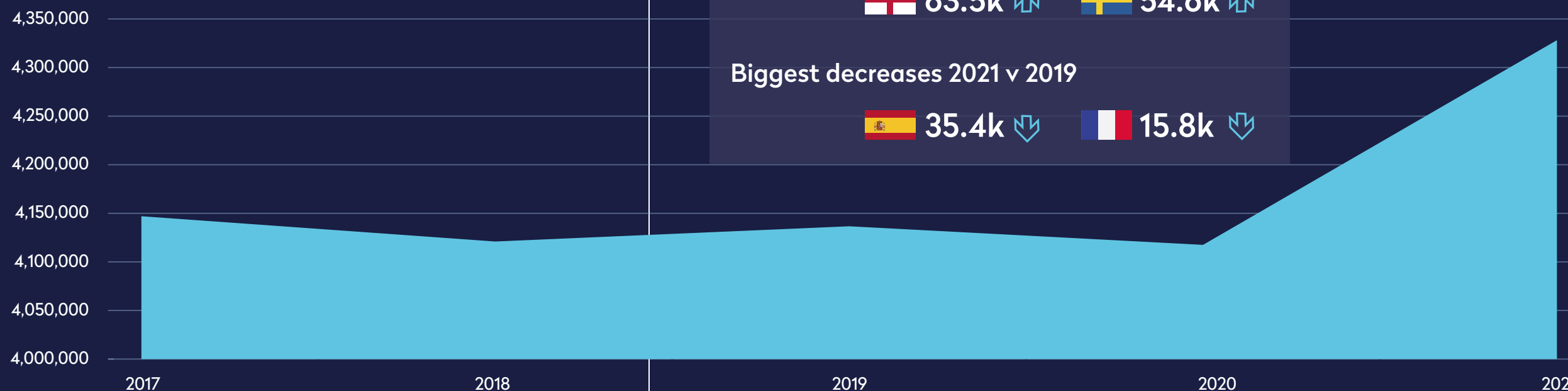
markets have continued to see strong relative growth in the number of registered golfers in the past two years, with the top five markets for the greatest percentage growth in Europe all located there. Several of these countries recently participated in The R&A's Leading Golf project, supporting them to lay the building blocks and strategy to help grow their participation in the sport.

**4.6%**  
growth in registered golfers from 2019 to 2021

## Greatest % increases in registered golfers over the last 2 years (2019-2021)

	Latvia	189 %
	Belarus	154 %
	Ukraine	122 %
	Romania	84 %
	Lithuania	63 %

## Change in registered golfers in Europe over the last 5 years (2017-2021)



### Biggest increases 2021 v 2019

63.5k ↑ 54.6k ↑

### Biggest decreases 2021 v 2019

35.4k ↓ 15.8k ↓



## Highest concentration of registered golfers in Western Europe.

Of the 4.32 million registered golfers in Europe's 49 affiliated markets, 85% are concentrated in the top 10 markets, which are mostly located in Western Europe. The top five markets each have more than 400,000 registered golfers with the highest numbers in England (692,500 golfers) and Germany (651,417 golfers), while there are 11 markets with more than 100,000 registered players.

While the number of registered golfers has increased in the past two years due to comparable increases in population sizes across Europe, the percentage of registered golfers as a proportion of the population in Europe has remained at 0.5%. The number of markets that recorded more than 2% of their national population as registered golfers has risen from eight markets in 2019 to nine markets in 2021, with Norway joining the list this year.

# 2.07%

of Norwegian population are registered golfers. Passed the 2% mark in 2021



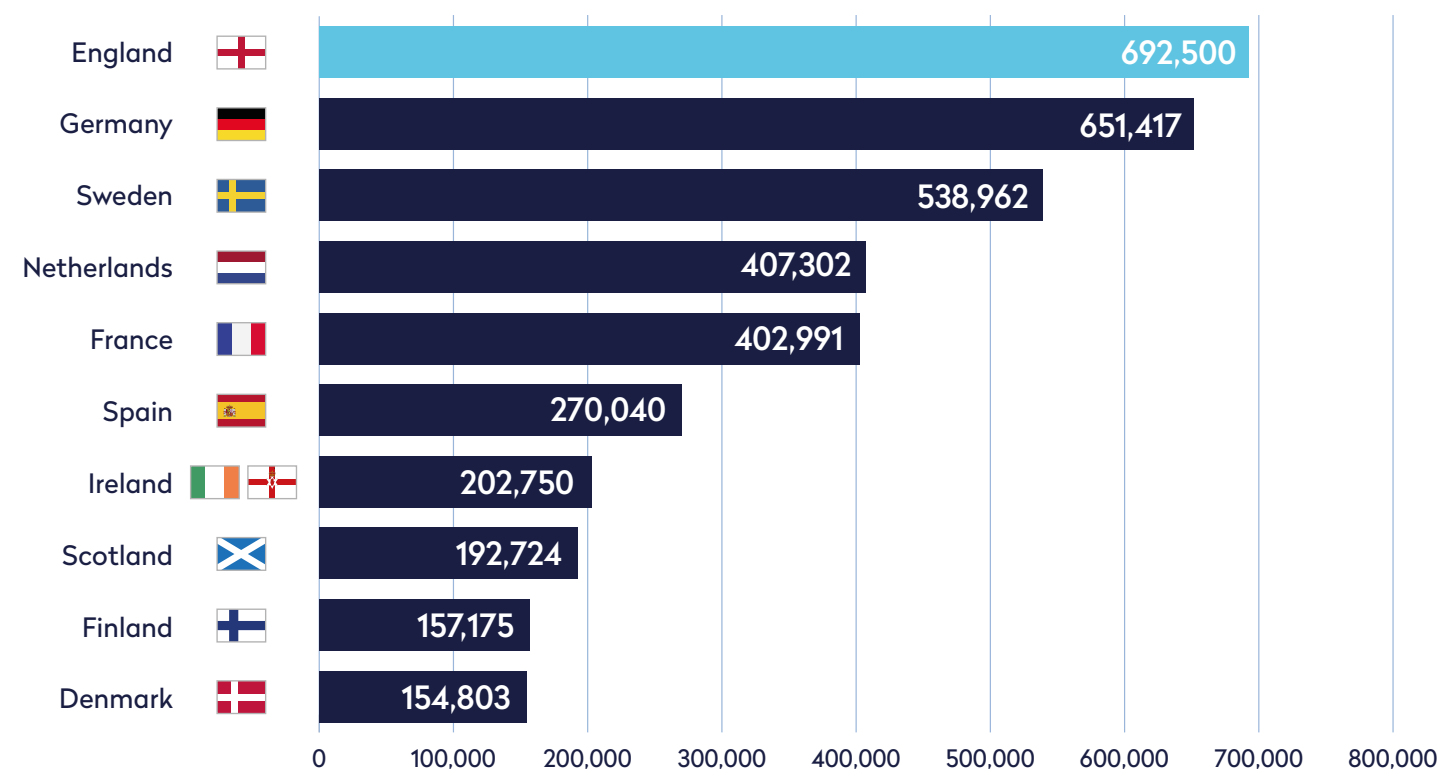
# 85%

Top 10 markets' share of Europe's registered golfers

# 9

Markets with more than 2% of the national population as registered golfers

## Largest number of registered golfers by market 2021 – Top 10



## Markets with more than 2% registered golfers as a percentage of the population

Iceland	5.46%
Sweden	5.21%
Scotland	3.53%
Liechtenstein	3.17%
Ireland	2.94%
Finland	2.84%
Denmark	2.65%
Netherlands	2.34%
Norway	2.07%





## The number of golf courses in Europe remains relatively stable.

Over the past two years, the number of golf courses in Europe has remained relatively stable with a decline by just 1% from 8,991 in 2019 to 8,914 in 2021, a net loss of 77 courses. Just over 70% of Europe's courses are concentrated in the top seven markets for total number of courses, all of which are established western European federations with over 400 golf courses each.

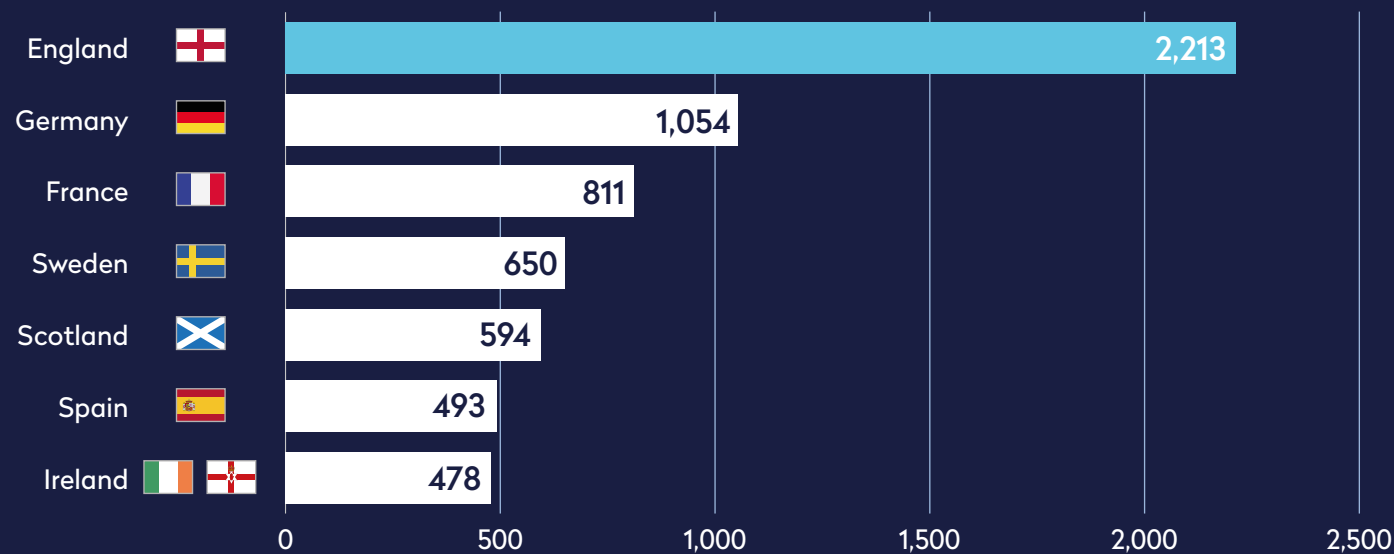


-77

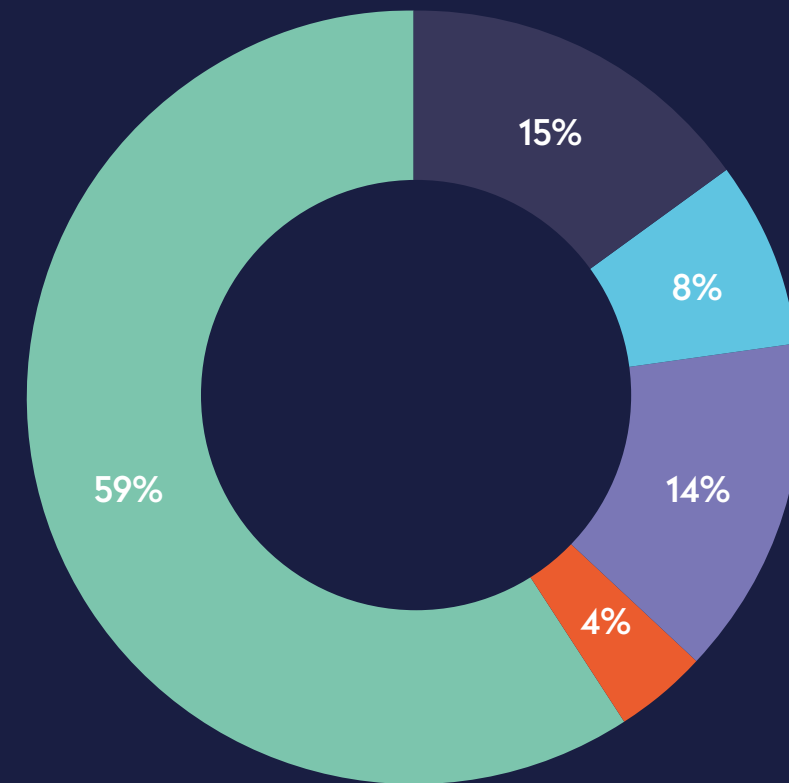
Net loss of golf courses from 2019 to 2021

"Just over 70% of Europe's courses are concentrated in the top seven markets for total number of courses..."

### Top 7 markets in Europe for the number of golf courses (Golf Around the World)



### Number of golf courses per affiliated European country (Golf Around the World)



At the opposite end of the scale, 59% of markets, equaling 29 federations in Europe, have fewer than 50 courses. The majority of these are emerging markets where the number of courses is driven by their country size, level of domestic development and commercial golf tourism.

#### Number of golf courses

- Over 400
- 200-399
- 100-199
- 50-99
- Less than 50





## Registered player demand on golf courses increases across Europe.

Across affiliated European federations, the average number of registered golfers per course has risen by 5%, from 460 in 2019 to 486 in 2021. At an individual market level, there is significant variation in the player demand on golf courses, from 1,164 registered golfers per course in the Netherlands to 11 registered golfers per course in Azerbaijan.

The biggest area of growth over the last two years has been in the number of markets with a player demand close to the average figure of 486. The number of markets where player demand is between 300 – 499 registered golfers per course has increased from 13% in 2019 to 28% in 2021.

This shift has been driven by 66% of markets experiencing an increase in their registered player demand per golf course over the past two years. The biggest increases have been seen in both absolute and percentage changes in Ukraine (750%) and Latvia (213%).

### Percentage of markets showing change in registered golfers per golf course – 2021 v. 2019

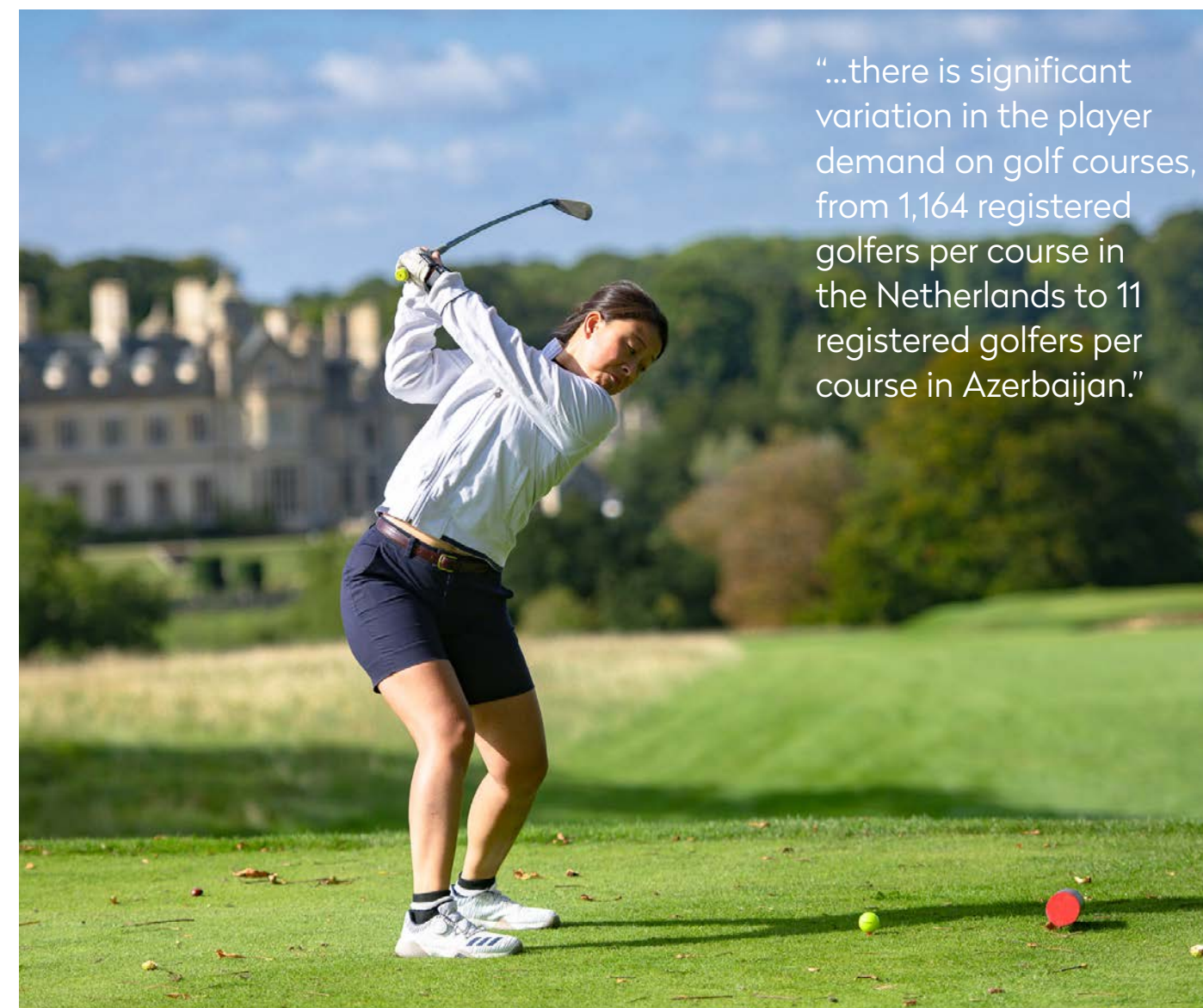


### Absolute and % change increases in registered player demand per golf course from 2019 to 2021 – Top 10 by absolute

	Absolute increase	% increase
Latvia	272	213%
Ukraine	270	750%
Lithuania	108	56%
Finland	99	14%
Slovenia	99	30%
Sweden	97	13%
Belarus	90	102%
Belgium	89	17%
Hungary	84	109%
Norway	75	15%

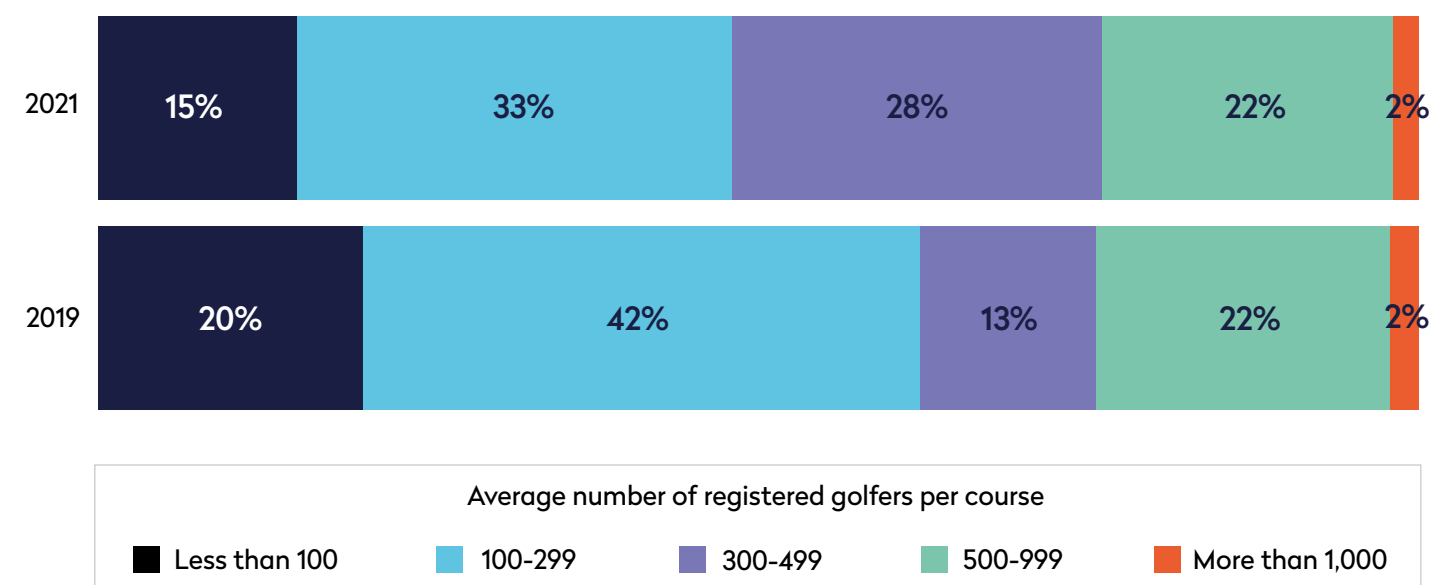
66%

of markets saw an increase in registered player demand per golf course



“...there is significant variation in the player demand on golf courses, from 1,164 registered golfers per course in the Netherlands to 11 registered golfers per course in Azerbaijan.”

### Registered player demand on golf courses 2019 and 2021





## Course demand from total golfers puts pressure on some federations.

When analysing course demand in relation to the total golfer figures in Europe, on average there are 1,191 golfers per course. Unsurprisingly, the markets most affected by high course demand are those with the highest number of total golfers including England (2,044 golfers per course), Italy (1,378) and the Netherlands (1,314). There are eight markets who have more than 1,000 total golfers per course.

Within individual markets, there will be variation in player demand based on course locations. Courses in closer proximity to city areas are likely to see higher demand than courses in more rural locations due to the higher population density.

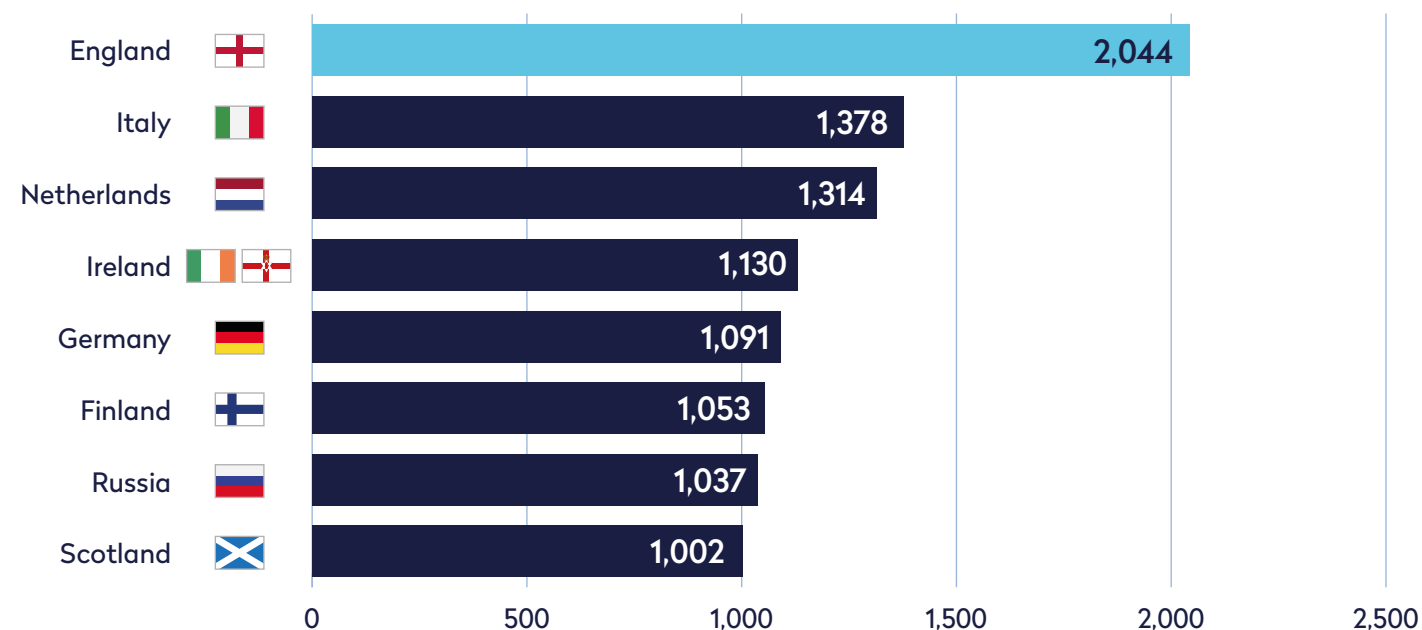
The high demand from golfers brings new challenges for golf courses to manage. With a larger volume of both registered and independent golfers looking to secure tee times, courses are working hard to balance maximising commercial success and delivering a positive golfing experience for all.

“Courses in closer proximity to city areas are likely to see higher demand than courses in more rural locations due to the higher population density.”

1,191

Average total golfers per course across Europe

### Markets with more than 1,000 total golfers per course (*Golf Around the World*)





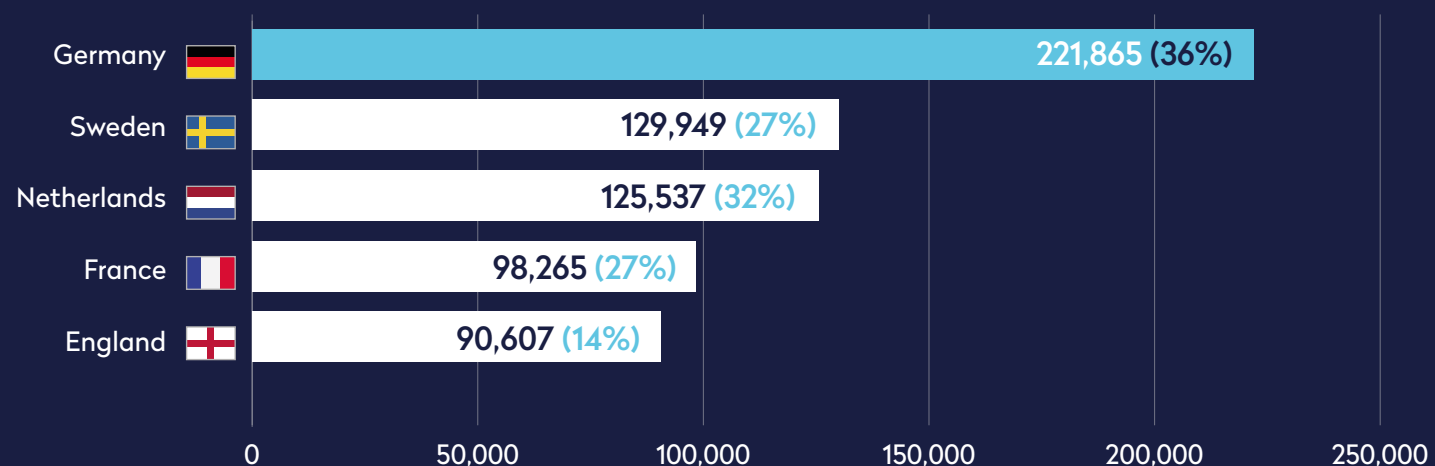
## Growth of women in golf is steady and going in the right direction.

Over the past two years, the absolute number of female golfers in Europe has increased by 1% from 1,030,226 in 2019 to 1,043,338 in 2021, a net gain greater than 13,000 women. The proportion of women registered as adult golfers in Europe has remained relatively stable. In 2019, female golfers accounted for 27% of the registered adult golfers in Europe, and this has narrowly declined to 26% in 2021.

The established western markets continue to attract and retain the highest concentration of female golfers, with the top five markets collectively having 64% of registered female golfers in Europe. Within these markets, gender representation amongst registered adult golfers is close to or above 30% as reported by four out of five federations. In these five federations, the number of registered female golfers in absolute playing numbers has increased by 1% or less in the last two years, indicating that there are still opportunities for all federations to raise the profile of women's golf in the established markets and the overall proportion of registered female golfers.

“There are still opportunities for all federations to raise the profile of women's golf”

### Top five markets for number of registered adult female golfers and their % of registered adult golfers



# 26%

of adult registered golfers are female in Europe

# 13,112

Net gain of female registered adult golfers in Europe (2021 vs. 2019)

### Percentage of registered female golfers per affiliated European country



Women account for 30% or more of the registered adult golfers in just over a quarter of European federations. Leading the way is Austria (38% of adult registered golfers were female), followed by Liechtenstein (37%) and then Germany and Switzerland (both 36%). Encouragingly, 53% of federations have between 20-29% registered female player representation, up from 45% of federations in 2019.

Among the emerging markets, there are four federations that have increased their representation of female golfers by over 10% in the last two years. Federations that saw the greatest growth from 2019 to 2021 were Latvia (+22%), Azerbaijan (+18%), Belarus (+12%) and Ukraine (+11%).



### Top five markets for % of adult female golfers

Austria	38%
Liechtenstein	37%
Germany	36%
Switzerland	36%
Estonia	35%

### Top five markets for % growth in adult female golfers

Latvia	22%
Azerbaijan	18%
Belarus	12%
Ukraine	11%
Andorra	5%

# 13

Markets where female golfers account for 30% or more of registered adult golfers



## Junior golfer numbers are stable overall.



There are more than 350,000 registered junior golfers in Europe, an increase of over 43,000 compared with 2019. As a proportion of the registered golfers in Europe, juniors remain relatively stable at 8%, which is slightly up from the 7.5% figure seen in 2019. Across the federations, junior golfers account for less than 10% of registered golfers in almost half of the federations and 20% or more in only one in ten of federations. These figures are the same as those seen in 2019 and indicate that this should remain an area of focus in all of Europe.

The good news is that for the majority of federations, the percentage of junior golfers across the markets has remained stable

“Most federations saw an increase in junior golfers, but sadly some are in a more challenging situation.”

with pre-pandemic figures, although there are some federations who are sadly in a more challenging situation. Among the top five markets, there has been a mixed experience with the growth of registered junior golfers over the last two years. Sweden and England have both enjoyed strong growth (+15K and +26K respectively), whereas Germany, France and Spain have all seen numbers slightly decline – although only between one and two percent in each case.

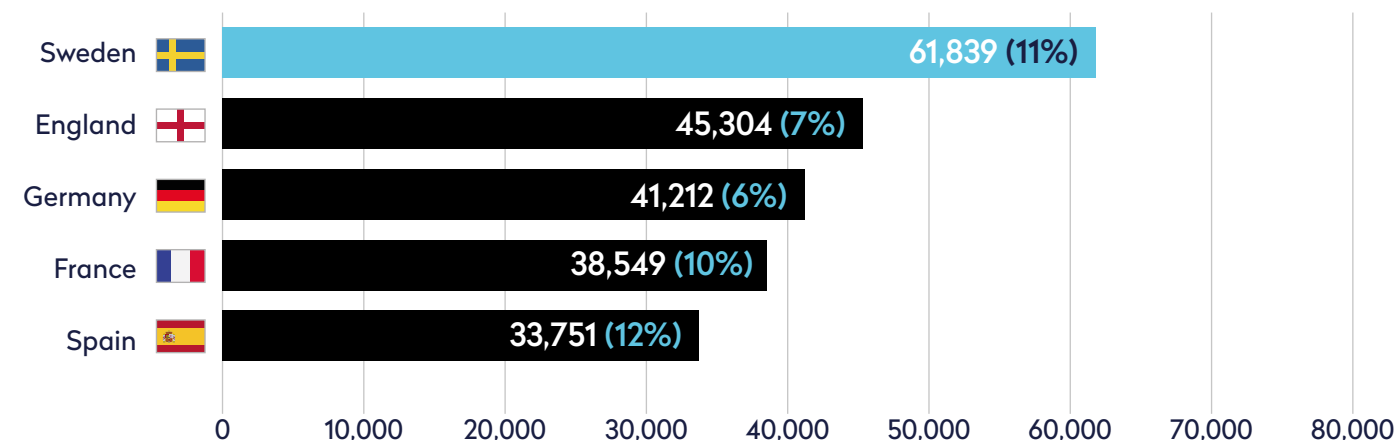
8%

Junior golfers as a proportion of registered golfers in Europe

>43k

Net gain of junior registered golfers in 2021 (vs. 2019)

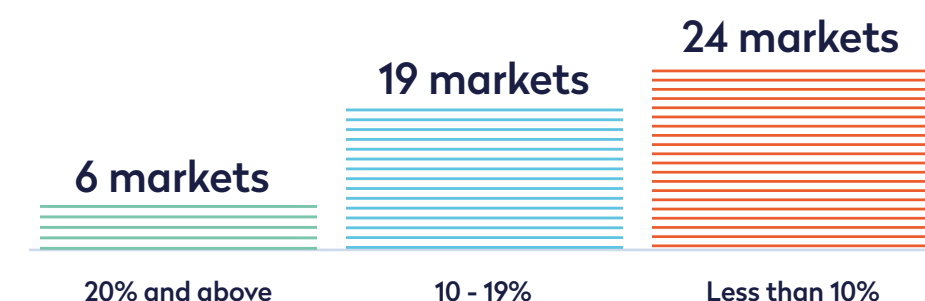
## Top five markets for number of junior golfers and their % of registered junior golfers



## Top five markets for % of junior golfers

Azerbaijan	59%
Armenia	53%
Greece	26%
Moldova	24%
San Marino	24%

## Percentage of registered junior golfers per affiliated European country





# Federation Statistics.

The R&A and the EGA are working closely with 49 affiliates across Europe to grow and develop golf as an active sport. Submitted in April 2021, details on the national golf federations for each country follow – including their contact information and key individuals. New for this report are the details of total golfers – those registered and independent golfers playing on a full length course – as well statistics on registered golfers in each country, change in registered golfer numbers over the last five years and a summary of golf courses in each market – the totals recorded from The R&A's *Golf Around the World* publication and separately those that are affiliated to the federation.

### Comparisons between GAW and Affiliates course numbers.

In some cases, the number of golf courses affiliated from each federation is different to the total inventory of golf courses as detailed in The R&A's *Golf Around the World* publication. This R&A initiative, working with the US-based National Golf Foundation, has been monitoring the number of golf courses around the world – that have over six holes per venue – for many years. In order to ensure consistency of reporting across the markets in The R&A's jurisdiction, the *Golf Around the World* golf course numbers have been used in the calculation of the registered golfers per course across the monitored markets – which replicates the methodology used in the 2019 report for Europe, and the *Golf Participation 2021 for Africa, Asia-Pacific, Canada and Latin America*. In the federation statistics section, details have been provided by the national federations on the number of 18-hole, 9-hole and other golf courses affiliated to the federation. These numbers may not correlate completely with the total number of golf courses in each country as identified by *Golf Around the World*.

## Andorra

### ANDORRAN GOLF FEDERATION

📍 Carrer Sant Antoni, 5 - Entresol , - 700, Escaldes-Engordany, Andorra

✉ fga@fga.ad  
☎ +376861100  
🌐 www.federaciogolfandorra.com

👤 President: Xavier Esport Miró  
👤 CEO / Secretary: Benjamí Pujol Chaufaille

📘 /federaciogolfandorra  
🐦 @FederacioG  
📷 @fgandorra



**77,270**

Total population

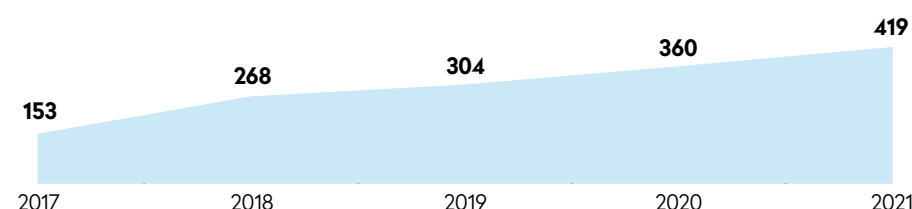
**419 / 0.54%**

Registered golfers / % of population

**210**

Registered golfers per course (Golf Around the World courses)

#### Registered golfers – change over time



**38%** ↑

% Change ('21 v '19)

**174%** ↑

% Change ('21 v '17)

**10**

National squad / elite player & development squad golfers

**278 / 75%**

Adult male registered golfers / % of adult registered golfers

**91 / 25%**

Adult female registered golfers / % of adult registered golfers

**50 / 12%**

Junior registered golfers / % of total registered golfers

**2**

Total golf courses (Golf Around the World)

**1 / 1**

Total affiliated golf courses 9-hole / 18-hole

**500**

Total golfers

## Armenia

### NATIONAL GOLF ASSOCIATION OF ARMENIA

📍 Z. Sarkavagi Str. 145/1 , Apt. 18 - 0091, Yerevan, Armenia

✉ golfarmenia@gmail.com  
☎ +37455050913  
🌐 www.golfarmenia.com

👤 President: Mr. Karen Hovhannisyán  
👤 CEO / Secretary: -

📘 /GolfinArmenia  
🐦 -  
📷 @Golf\_in\_Armenia



**2,963,230**

Total population

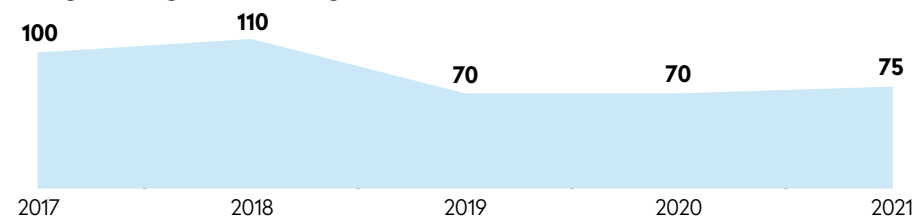
**75 / 0.00%**

Registered golfers / % of population

**75**

Registered golfers per course (Golf Around the World courses)

#### Registered golfers – change over time



**7%** ↑

% Change ('21 v '19)

**-25%** ↓

% Change ('21 v '17)

**0**

National squad / elite player & development squad golfers

**25 / 71%**

Adult male registered golfers / % of adult registered golfers

**10 / 29%**

Adult female registered golfers / % of adult registered golfers

**40 / 53%**

Junior registered golfers / % of total registered golfers

**1**

Total golf courses (Golf Around the World)

**1 / 0**

Total affiliated golf courses 9-hole / 18-hole

**200**

Total golfers

# Austria

## AUSTRIAN GOLF ASSOCIATION

Marxergasse 25, - 1030, Wien, Austria

oegv@golf.at  
+4315053245  
www.golf.at

President: Dr. Peter Enzinger  
CEO / Secretary: Robert Fiegl

/golf.at  
-  
@golf.at



**8,917,200**

Total population

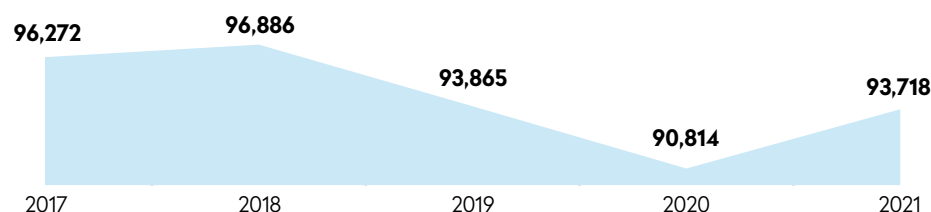
**93,718 / 1.05%**

Registered golfers / % of population

**459**

Registered golfers per course  
(Golf Around the World courses)

### Registered golfers – change over time



**0%** % Change ('21 v '19) **-3%** % Change ('21 v '17)

**71**

National squad / elite player  
& development squad golfers

**53,921 / 62%**

Adult male registered golfers  
/ % of adult registered golfers

**33,163 / 38%**

Adult female registered golfers  
/ % of adult registered golfers

**6,634 / 7%**

Junior registered golfers  
/ % of total registered golfers

**204**

Total golf courses  
(Golf Around the World)

**56 / 83**

Total affiliated golf courses  
9-hole / 18-hole

**115,000**

Total golfers

# Azerbaijan

## AZERBAIJAN GOLF FEDERATION

c/o Dreamland Golf Club, Absheron Region, Baku Zig District, Heydar Aliyev Airport Highway 22km - Bina

info@dreamlandgolfclub.com  
+994124047404  
www.dreamlandgolfclub.com

President: -  
CEO / Secretary: -

/DreamlandGCBaku  
-  
-



**10,110,120**

Total population

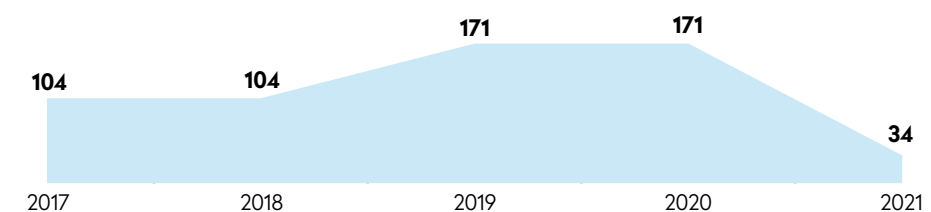
**34 / 0.00%**

Registered golfers / % of population

**11**

Registered golfers per course  
(Golf Around the World courses)

### Registered golfers – change over time



**-80%** % Change ('21 v '19) **-67%** % Change ('21 v '17)

**0**

National squad / elite player  
& development squad golfers

**10 / 71%**

Adult male registered golfers  
/ % of adult registered golfers

**4 / 29%**

Adult female registered golfers  
/ % of adult registered golfers

**20 / 59%**

Junior registered golfers  
/ % of total registered golfers

**3**

Total golf courses  
(Golf Around the World)

**0 / 2**

Total affiliated golf courses  
9-hole / 18-hole

**200**

Total golfers

# Belarus

## BELARUSIAN GOLF FEDERATION

Surganov st., 2, Office 69, - 220012, Minsk, Belarus

info@ingolf.by  
+375297888333  
www.ingolf.by

President: Vladimir Drazhin  
CEO / Secretary: Anatoli Ivanov

/ingolf2010  
-  
-



**9,398,860**

Total population

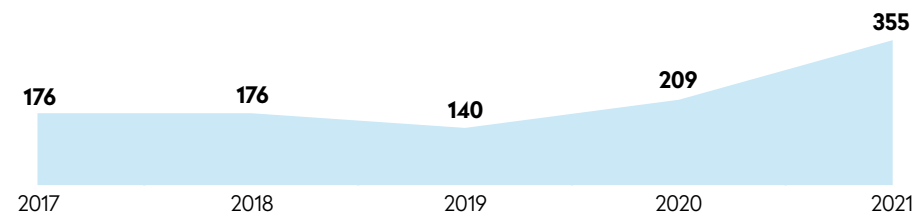
**355 / 0.00%**

Registered golfers / % of population

**178**

Registered golfers per course  
(Golf Around the World courses)

### Registered golfers – change over time



**154%** % Change ('21 v '19) **102%** % Change ('21 v '17)

**13**

National squad / elite player  
& development squad golfers

**203 / 71%**

Adult male registered golfers  
/ % of adult registered golfers

**84 / 29%**

Adult female registered golfers  
/ % of adult registered golfers

**68 / 19%**

Junior registered golfers  
/ % of total registered golfers

**2**

Total golf courses  
(Golf Around the World)

**0 / 1**

Total affiliated golf courses  
9-hole / 18-hole

**700**

Total golfers

# Belgium

## ROYAL BELGIAN GOLF FEDERATION

Boulevard Louis Schmidt 87 / 6, - 1040, Brussels, Belgium

info@golfbelgium.be  
+3226722389  
www.golfbelgium.be

President: Philippe Delhaye  
CEO / Secretary: Ben Ooms

/Royal-Belgian-Golf-Federation-372432369440883  
@RBGF1912 @rbgf1912



**11,556,000**

Total population

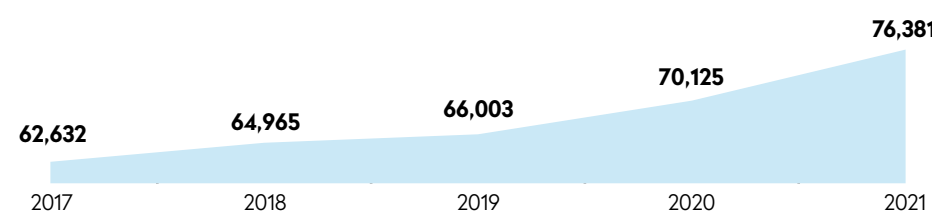
**76,381 / 0.66%**

Registered golfers / % of population

**626**

Registered golfers per course  
(Golf Around the World courses)

### Registered golfers – change over time



**16%** % Change ('21 v '19) **22%** % Change ('21 v '17)

**0**

National squad / elite player  
& development squad golfers

**45,082 / 66%**

Adult male registered golfers  
/ % of adult registered golfers

**23,202 / 34%**

Adult female registered golfers  
/ % of adult registered golfers

**8,097 / 11%**

Junior registered golfers  
/ % of total registered golfers

**122**

Total golf courses  
(Golf Around the World)

**25 / 52**

Total affiliated golf courses  
9-hole / 18-hole

**81,000**

Total golfers



# Bosnia and Herzegovina

## GOLF ASSOCIATION BOSNIA AND HERZEGOVINA

Armije BiH 17, - 71 000 Sarajevo, Bosnia and Herzegovina

info@bhgolf.ba  
+38733261110  
www.bhgolf.ba

President: Jasmin Selmanagić  
CEO / Secretary: Tarik Kurbegović



**3,280,820**

Total population

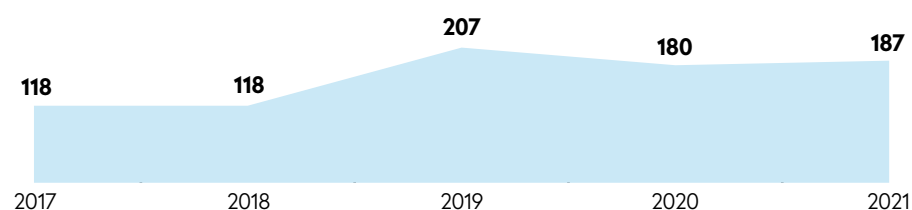
**187 / 0.01%**

Registered golfers / % of population

**94**

Registered golfers per course  
(Golf Around the World courses)

Registered golfers – change over time



**-10%** ↓ % Change ('21 v '19) **58%** ↑ % Change ('21 v '17)

**0**

National squad / elite player  
& development squad golfers

**130 / 83%**

Adult male registered golfers  
/ % of adult registered golfers

**27 / 17%**

Adult female registered golfers  
/ % of adult registered golfers

**30 / 16%**

Junior registered golfers  
/ % of total registered golfers

**2**

Total golf courses  
(Golf Around the World)

**2 / 0**

Total affiliated golf courses  
9-hole / 18-hole

**200**

Total golfers

# Bulgaria

## BULGARIAN GOLF ASSOCIATION

19 Oborishte Street, - 1504, Sofia, Bulgaria

s.underwood@golfbg.net  
+35929430610  
www.golfbg.com

President: Krassimir Guergov  
CEO / Secretary: Seth Underwood



**6,927,290**

Total population

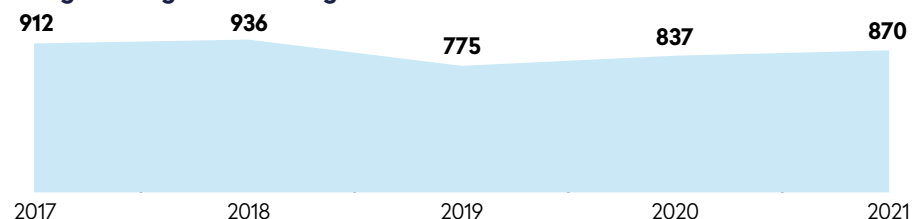
**870 / 0.01%**

Registered golfers / % of population

**87**

Registered golfers per course  
(Golf Around the World courses)

Registered golfers – change over time



**12%** ↑ % Change ('21 v '19) **-5%** ↓ % Change ('21 v '17)

**25**

National squad / elite player  
& development squad golfers

**592 / 79%**

Adult male registered golfers  
/ % of adult registered golfers

**161 / 21%**

Adult female registered golfers  
/ % of adult registered golfers

**117 / 13%**

Junior registered golfers  
/ % of total registered golfers

**10**

Total golf courses  
(Golf Around the World)

**0 / 6**

Total affiliated golf courses  
9-hole / 18-hole

**1,100**

Total golfers

# Croatia

## CROATIAN GOLF ASSOCIATION

Trg Kresimira Cosica 11, - 1000, Zagreb, Croatia

office@golfsavez.hr  
+38513091035  
www.golfsavez.hr

President: Emilijo Zubrinic  
CEO / Secretary: Sonja Jelaca



**4,047,200**

Total population

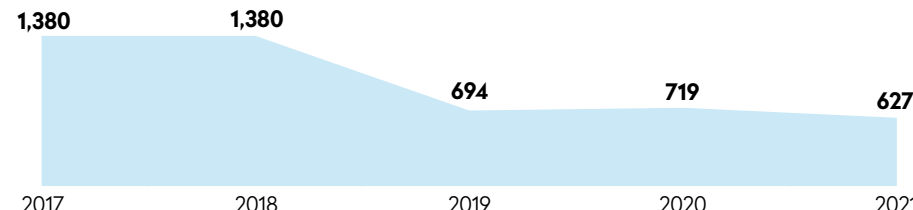
**627 / 0.02%**

Registered golfers / % of population

**105**

Registered golfers per course  
(Golf Around the World courses)

Registered golfers – change over time



**-10%** ↓ % Change ('21 v '19) **-55%** ↓ % Change ('21 v '17)

**0**

National squad / elite player  
& development squad golfers

**467 / 80%**

Adult male registered golfers  
/ % of adult registered golfers

**116 / 20%**

Adult female registered golfers  
/ % of adult registered golfers

**44 / 7%**

Junior registered golfers  
/ % of total registered golfers

**6**

Total golf courses  
(Golf Around the World)

**2 / 3**

Total affiliated golf courses  
9-hole / 18-hole

**1,400**

Total golfers

# Cyprus

## CYPRUS GOLF FEDERATION

Olympic House, Amfipoleos 21, Office B208 - 2025, Nicosia, Cyprus

cgf@cgf.org.cy  
+35722449874  
www.cgf.org.cy

President: Demetris Papapetrou  
CEO / Secretary: Nick Rossides



**1,207,360**

Total population

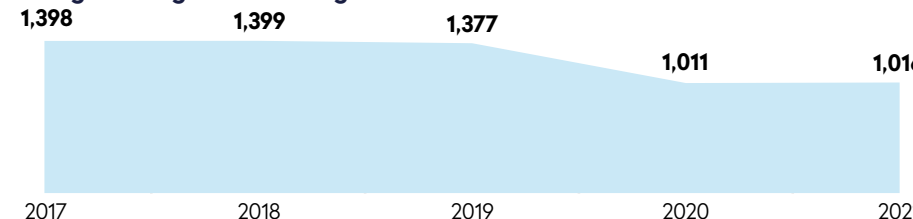
**1,016 / 0.08%**

Registered golfers / % of population

**92**

Registered golfers per course  
(Golf Around the World courses)

Registered golfers – change over time



**-26%** ↓ % Change ('21 v '19) **-27%** ↓ % Change ('21 v '17)

**0**

National squad / elite player  
& development squad golfers

**759 / 76%**

Adult male registered golfers  
/ % of adult registered golfers

**234 / 24%**

Adult female registered golfers  
/ % of adult registered golfers

**23 / 2%**

Junior registered golfers  
/ % of total registered golfers

**11**

Total golf courses  
(Golf Around the World)

**0 / 7**

Total affiliated golf courses  
9-hole / 18-hole

**1,500**

Total golfers

# Czech Republic

## CZECH GOLF FEDERATION

Golden office, Bezová 1658/1 - 147 00, Prague 4 - Braník, Czech Republic

cgf@cgf.cz | +420702106107 | www.cgf.cz  
 President: Zdenek Kodejs  
 CEO / Secretary: Ales Libecajt  
 /cgf.cz | @czechgolf | @cesky.golf

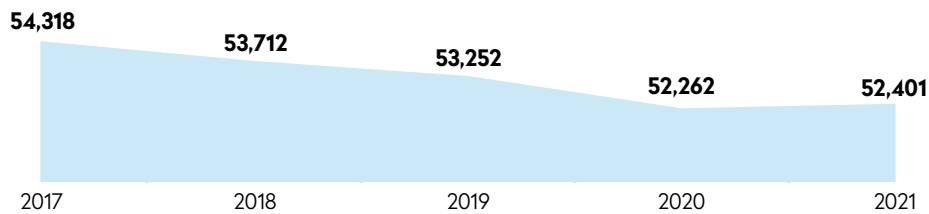


**10,698,900**  
Total population

**52,401 / 0.49%**  
Registered golfers / % of population

**388**  
Registered golfers per course  
(Golf Around the World courses)

Registered golfers – change over time



**-2%** ↓ % Change ('21 v '19)    **-4%** ↓ % Change ('21 v '17)

**37**  
National squad / elite player  
& development squad golfers

**31,906 / 70%**  
Adult male registered golfers  
/ % of adult registered golfers

**13,579 / 30%**  
Adult female registered golfers  
/ % of adult registered golfers

**6,916 / 13%**  
Junior registered golfers  
/ % of total registered golfers

**135**  
Total golf courses  
(Golf Around the World)

**56 / 55**  
Total affiliated golf courses  
9-hole / 18-hole

**60,000**  
Total golfers

# Denmark

## DANSK GOLF UNION

Idraettens Hus, Broendby Stadion 20 - 2605, Broendby, Denmark

info@dgu.org | +4543262700 | www.danskgolfunion.dk  
 President: Lars Broch Christensen  
 CEO / Secretary: Morten Backhausen  
 - | - | @dansk golfunion

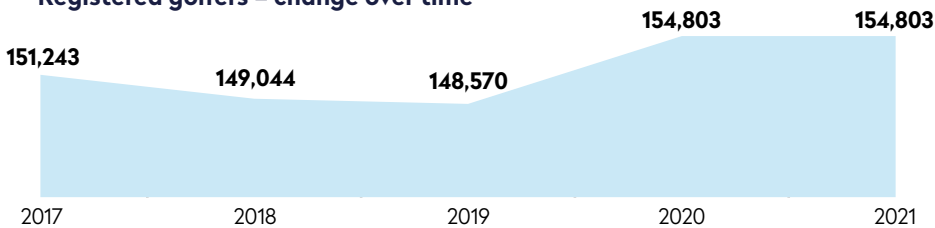


**5,831,400**  
Total population

**154,803 / 2.65%**  
Registered golfers / % of population

**446**  
Registered golfers per course  
(Golf Around the World courses)

Registered golfers – change over time



**4%** ↑ % Change ('21 v '19)    **2%** ↑ % Change ('21 v '17)

**37**  
National squad / elite player  
& development squad golfers

**105,134 / 71%**  
Adult male registered golfers  
/ % of adult registered golfers

**42,161 / 29%**  
Adult female registered golfers  
/ % of adult registered golfers

**7,508 / 5%**  
Junior registered golfers  
/ % of total registered golfers

**347**  
Total golf courses  
(Golf Around the World)

**17 / 175**  
Total affiliated golf courses  
9-hole / 18-hole

**206,000**  
Total golfers

# England

## ENGLAND GOLF

The National Golf Centre, The Broadway, Woodhall Spa, Lincolnshire LN10 6PU, England

jackie.egan-wyer@englandgolf.org | +441526354500 | www.englandgolf.org  
 President: Graham Yates  
 CEO / Secretary: Jeremy Tomlinson  
 /EnglandGolf | @EnglandGolf

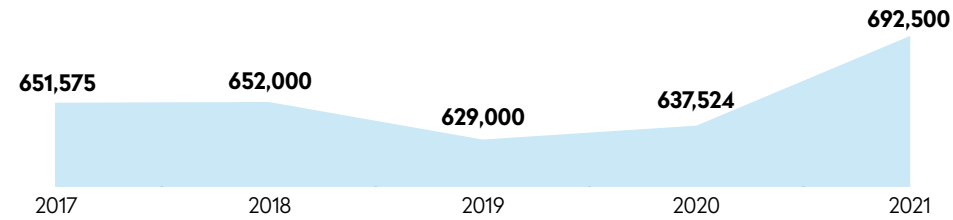


**56,550,000**  
Total population

**692,500 / 1.22%**  
Registered golfers / % of population

**313**  
Registered golfers per course  
(Golf Around the World courses)

Registered golfers – change over time



**10%** ↑ % Change ('21 v '19)    **6%** ↑ % Change ('21 v '17)

**40**  
National squad / elite player  
& development squad golfers

**556,589 / 86%**  
Adult male registered golfers  
/ % of adult registered golfers

**90,607 / 14%**  
Adult female registered golfers  
/ % of adult registered golfers

**45,304 / 7%**  
Junior registered golfers  
/ % of total registered golfers

**2,213**  
Total golf courses  
(Golf Around the World)

**200 / 1,987**  
Total affiliated golf courses  
9-hole / 18-hole

**4,523,000**  
Total golfers

# Estonia

## ESTONIAN GOLF ASSOCIATION

Audentese Spordikeskus, Tondi 84/3 - 11316, Tallinn, 37, Estonia

info@golf.ee | +3725280120 | www.golf.ee  
 President: Ekri Mölder  
 CEO / Secretary: Kristo Raudam  
 /Golfiliit | @eestigolfiliit

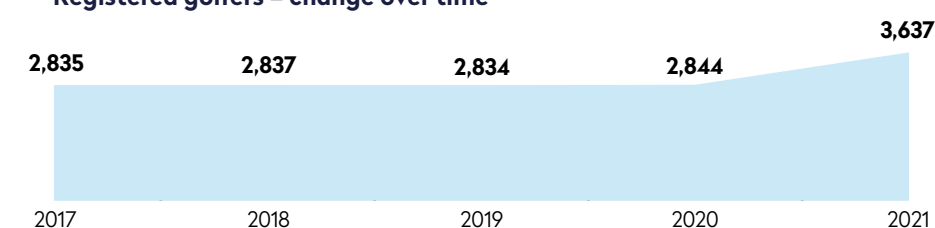


**1,331,060**  
Total population

**3,637 / 0.27%**  
Registered golfers / % of population

**331**  
Registered golfers per course  
(Golf Around the World courses)

Registered golfers – change over time



**28%** ↑ % Change ('21 v '19)    **28%** ↑ % Change ('21 v '17)

**23**  
National squad / elite player  
& development squad golfers

**2,128 / 65%**  
Adult male registered golfers  
/ % of adult registered golfers

**1,124 / 35%**  
Adult female registered golfers  
/ % of adult registered golfers

**385 / 11%**  
Junior registered golfers  
/ % of total registered golfers

**11**  
Total golf courses  
(Golf Around the World)

**5 / 7**  
Total affiliated golf courses  
9-hole / 18-hole

**4,500**  
Total golfers



# Finland

## FINNISH GOLF UNION

Valimotie 10, - 00380 Helsinki, Finland

office@golf.fi  
+358405305733  
www.golf.fi

President: Hanna Hartikainen  
CEO / Secretary: Juha Korhonen

/Golfliitto  
@golfliitto  
@golfliitto

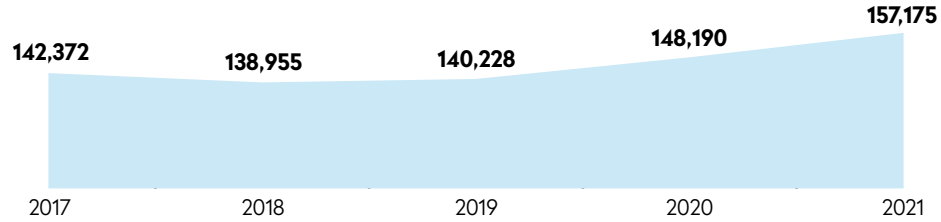


**5,530,720**  
Total population

**157,175 / 2.84%**  
Registered golfers / % of population

**827**  
Registered golfers per course  
(Golf Around the World courses)

Registered golfers – change over time



**12% ↑** % Change ('21 v '19)  
**10% ↑** % Change ('21 v '17)

**27**  
National squad / elite player  
& development squad golfers

**99,482 / 71%**  
Adult male registered golfers  
/ % of adult registered golfers

**40,568 / 29%**  
Adult female registered golfers  
/ % of adult registered golfers

**17,125 / 11%**  
Junior registered golfers  
/ % of total registered golfers

**190**  
Total golf courses  
(Golf Around the World)

**47 / 113**  
Total affiliated golf courses  
9-hole / 18-hole

**200,000**  
Total golfers

# France

## FRENCH GOLF FEDERATION

68, rue Anatole France, - 92309, Levallois-Perret Cedex, France

ffgolf@ffgolf.org  
+33141497700  
www.ffgolf.org

President: Pascal Grizot  
CEO / Secretary: Christophe Muniesa

/ffgolf  
@ffgolf  
@ffgolf

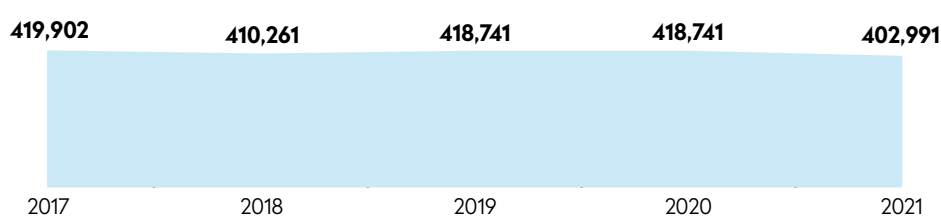


**67,391,580**  
Total population

**402,991 / 0.60%**  
Registered golfers / % of population

**497**  
Registered golfers per course  
(Golf Around the World courses)

Registered golfers – change over time



**-4% ↓** % Change ('21 v '19)  
**-4% ↓** % Change ('21 v '17)

**42**  
National squad / elite player  
& development squad golfers

**266,177 / 73%**  
Adult male registered golfers  
/ % of adult registered golfers

**98,265 / 27%**  
Adult female registered golfers  
/ % of adult registered golfers

**38,549 / 10%**  
Junior registered golfers  
/ % of total registered golfers

**811**  
Total golf courses  
(Golf Around the World)

**167 / 437**  
Total affiliated golf courses  
9-hole / 18-hole

**800,000**  
Total golfers

# Georgia

## GEORGIAN GOLF FEDERATION

A. Abasheli st.16, Tbilisi, Georgia, - 0179, Tbilisi, Georgia

info@geo-golf.ge  
+995322224797  
www.geo-golf.ge

President: Gela Mikadze  
CEO / Secretary: Misha Dzadzamia

/georgiangolffederation  
-  
@georgiangolffederation

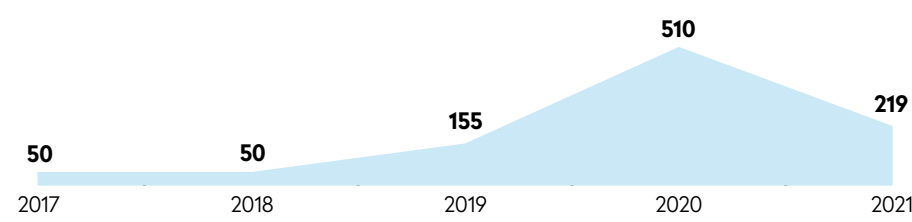


**3,714,000**  
Total population

**219 / 0.01%**  
Registered golfers / % of population

**73**  
Registered golfers per course  
(Golf Around the World courses)

Registered golfers – change over time



**41% ↑** % Change ('21 v '19)  
**338% ↑** % Change ('21 v '17)

**6**  
National squad / elite player  
& development squad golfers

**175 / 83%**  
Adult male registered golfers  
/ % of adult registered golfers

**36 / 17%**  
Adult female registered golfers  
/ % of adult registered golfers

**8 / 4%**  
Junior registered golfers  
/ % of total registered golfers

**3**  
Total golf courses  
(Golf Around the World)

**4 / 2**  
Total affiliated golf courses  
9-hole / 18-hole

**500**  
Total golfers

# Germany

## GERMAN GOLF ASSOCIATION

Kreuzberger Ring 64, - 65205, Wiesbaden, Germany

info@dgv.golf.de  
+49611990200  
www.golf.de/dgv

President: Claus M. Kobold  
Executive: Alexander Klose/ Marcus Neumann/ Jörg Schlockermann

/GolfTeamGermany  
@golf\_de  
@deutschergolfverband

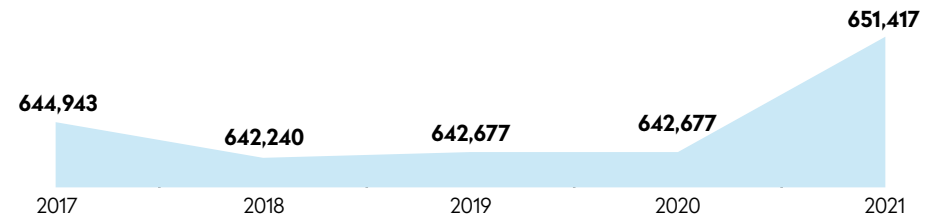


**83,240,520**  
Total population

**651,417 / 0.78%**  
Registered golfers / % of population

**618**  
Registered golfers per course  
(Golf Around the World courses)

Registered golfers – change over time



**1% ↑** % Change ('21 v '19)  
**1% ↑** % Change ('21 v '17)

**0**  
National squad / elite player  
& development squad golfers

**388,340 / 64%**  
Adult male registered golfers  
/ % of adult registered golfers

**221,865 / 36%**  
Adult female registered golfers  
/ % of adult registered golfers

**41,212 / 6%**  
Junior registered golfers  
/ % of total registered golfers

**1,054**  
Total golf courses  
(Golf Around the World)

**150 / 433**  
Total affiliated golf courses  
9-hole / 18-hole

**1,150,000**  
Total golfers

# Greece

## HELLENIC GOLF FEDERATION

P.O. Box 70003, - 166 10, Glyfada Athens, Greece

info@hgf.gr  
+302108941933  
www.hgf.gr

President: Petros Doukas  
CEO / Secretary: Thomas Tokas

/Hellenic Golf Federation  
-  
-



**10,751,550**

Total population


**910 / 0.01%**

Registered golfers / % of population

**101**

Registered golfers per course  
(Golf Around the World courses)

### Registered golfers – change over time



**10% ↑** % Change ('21 v '19)  
**-12% ↓** % Change ('21 v '17)

**44**

National squad / elite player  
& development squad golfers

**550 / 82%**

Adult male registered golfers  
/ % of adult registered golfers

**122 / 18%**

Adult female registered golfers  
/ % of adult registered golfers

**238 / 26%**

Junior registered golfers  
/ % of total registered golfers

**9**

Total golf courses  
(Golf Around the World)

**1 / 8**

Total affiliated golf courses  
9-hole / 18-hole

**4,000**

Total golfers

# Hungary

## HUNGARIAN GOLF FEDERATION

Alkotás u. 44., - 1123, Budapest, Hungary

office@hungolf.hu  
+36305431300  
www.hungolf.hu

President: Vaszily Miklós  
CEO / Secretary: Áron Makszin

/Magyar Golf  
-  
-



**9,749,760**

Total population

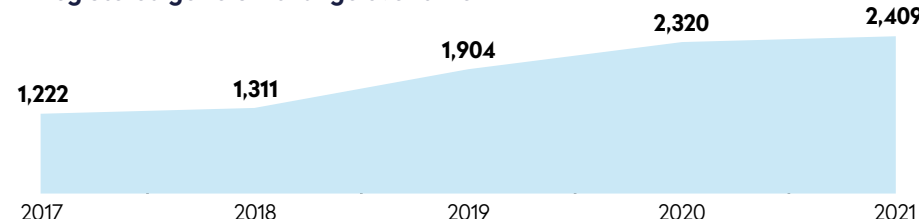
**2,409 / 0.02%**

Registered golfers / % of population

**161**

Registered golfers per course  
(Golf Around the World courses)

### Registered golfers – change over time



**27% ↑** % Change ('21 v '19)  
**97% ↑** % Change ('21 v '17)

**18**

National squad / elite player  
& development squad golfers

**1,652 / 78%**

Adult male registered golfers  
/ % of adult registered golfers

**470 / 22%**

Adult female registered golfers  
/ % of adult registered golfers

**287 / 12%**

Junior registered golfers  
/ % of total registered golfers

**15**

Total golf courses  
(Golf Around the World)

**6 / 7**

Total affiliated golf courses  
9-hole / 18-hole

**3,500**

Total golfers

# Iceland

## GOLF UNION OF ICELAND

Sport Center Laugardalur - Engjavegur 6, - 104, Reykjavik, Iceland

info@golf.is  
+3545715540  
www.golf.is

President: Haukur Örn Birgisson  
CEO / Secretary:  
Brynjar Eldon Geirsson

/golfaislandi  
@golfsamband  
@golf.is



**366,430**

Total population

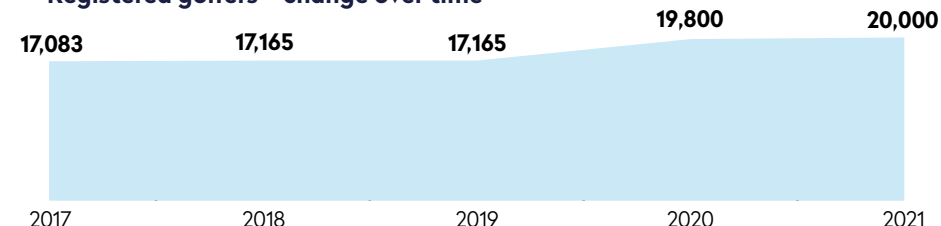
**20,000 / 5.46%**

Registered golfers / % of population

**282**

Registered golfers per course  
(Golf Around the World courses)

### Registered golfers – change over time



**17% ↑** % Change ('21 v '19)  
**17% ↑** % Change ('21 v '17)

**60**

National squad / elite player  
& development squad golfers

**11,500 / 67%**

Adult male registered golfers  
/ % of adult registered golfers

**5,600 / 33%**

Adult female registered golfers  
/ % of adult registered golfers

**2,900 / 15%**

Junior registered golfers  
/ % of total registered golfers

**71**

Total golf courses  
(Golf Around the World)

**43 / 20**

Total affiliated golf courses  
9-hole / 18-hole

**65,000**

Total golfers

# Ireland

## GOLF IRELAND

National Headquarters, Carton Demesne, Maynooth, KE, Ireland

information@gui.ie  
+35315054000  
www.golfireland.ie

President: John White  
CEO / Secretary: Mark Kennelly

/GolfIreland  
@GolfIreland\_  
@GolfIrelandOfficial



**6,890,720**

Total population

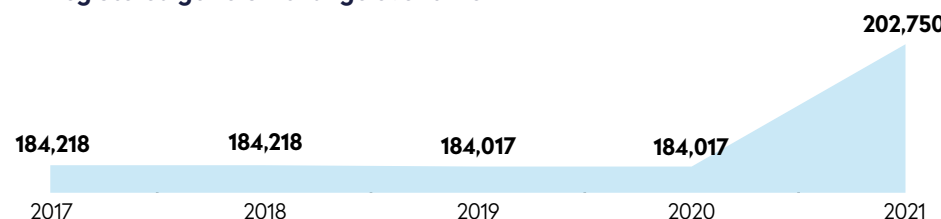
**202,750 / 2.94%**

Registered golfers / % of population

**424**

Registered golfers per course  
(Golf Around the World courses)

### Registered golfers – change over time



**10% ↑** % Change ('21 v '19)  
**10% ↑** % Change ('21 v '17)

**42**

National squad / elite player  
& development squad golfers

**148,000 / 80%**

Adult male registered golfers  
/ % of adult registered golfers

**36,000 / 20%**

Adult female registered golfers  
/ % of adult registered golfers

**18,750 / 9%**

Junior registered golfers  
/ % of total registered golfers

**478**

Total golf courses  
(Golf Around the World)

**80 / 316**

Total affiliated golf courses  
9-hole / 18-hole

**540,000**

Total golfers



# Israel

## ISRAEL GOLF FEDERATION

P.O. Box 141, - 38900, Caesarea, Israel

✉ chairman@israelgolffed.org  
☎ +972543451516  
🌐 www.israelgolffed.org

👤 President: -  
👤 CEO / Secretary: -

📘 -  
🐦 -  
📷 -



**9,216,900**

Total population

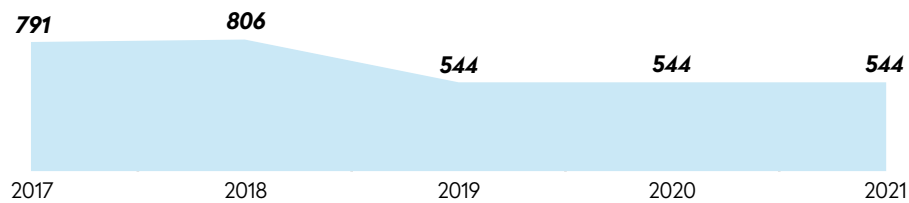
**544 / 0.01%**

Registered golfers / % of population

**544**

Registered golfers per course  
(Golf Around the World courses)

### Registered golfers – change over time



**0% ↑** % Change ('21 v '19) **-31% ↓** % Change ('21 v '17)

**0**  
National squad / elite player  
& development squad golfers

**466 / 88%**  
Adult male registered golfers  
/ % of adult registered golfers

**62 / 12%**  
Adult female registered golfers  
/ % of adult registered golfers

**16 / 3%**  
Junior registered golfers  
/ % of total registered golfers

**1**  
Total golf courses  
(Golf Around the World)

**1 / 1**  
Total affiliated golf courses  
9-hole / 18-hole

**1,500**  
Total golfers

# Italy

## ITALIAN GOLF FEDERATION

Viale Tiziano, 74, - 00196, Roma, RM, Italy

✉ tecnico@federgolf.it  
☎ +39063231825  
🌐 www.federgolf.it

👤 President: Franco Chimenti  
👤 CEO / Secretary: Roberto Quadri

📘 /FederGolf  
🐦 @FederGolf  
📷 @federazioneitalianagolf



**59,554,020**

Total population

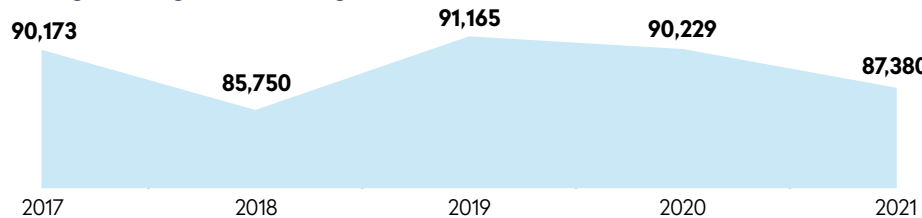
**87,380 / 0.15%**

Registered golfers / % of population

**280**

Registered golfers per course  
(Golf Around the World courses)

### Registered golfers – change over time



**-4% ↓** % Change ('21 v '19) **-3% ↓** % Change ('21 v '17)

**0**  
National squad / elite player  
& development squad golfers

**60,432 / 76%**  
Adult male registered golfers  
/ % of adult registered golfers

**19,455 / 24%**  
Adult female registered golfers  
/ % of adult registered golfers

**7,493 / 9%**  
Junior registered golfers  
/ % of total registered golfers

**312**  
Total golf courses  
(Golf Around the World)

**103 / 134**  
Total affiliated golf courses  
9-hole / 18-hole

**430,000**  
Total golfers

# Kazakhstan

## KAZAHKSTAN GOLF FEDERATION

Nurtau Golf Club, Alatau Sanatorium - 050000, Tausamaly, ALA, Kazakhstan

✉ monarch.gas@gmail.com  
☎ +77273722312  
🌐 www.kazgolf.kz

👤 President: Abykayev Nurtay  
👤 CEO / Secretary:  
Bukharbayev Yerbol

📘 -  
🐦 -  
📷 @kazfedgolf



**18,754,440**

Total population

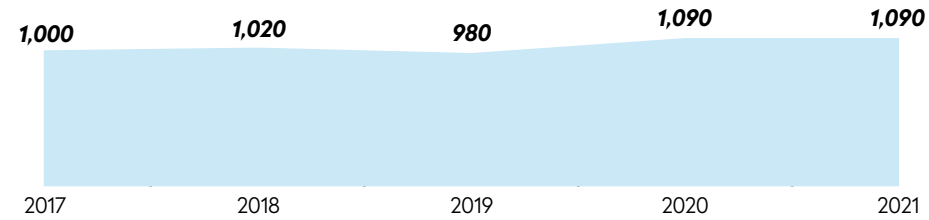
**1,090 / 0.01%**

Registered golfers / % of population

**121**

Registered golfers per course  
(Golf Around the World courses)

### Registered golfers – change over time



**11% ↑** % Change ('21 v '19) **9% ↑** % Change ('21 v '17)

**0**  
National squad / elite player  
& development squad golfers

**650 / 76%**  
Adult male registered golfers  
/ % of adult registered golfers

**200 / 24%**  
Adult female registered golfers  
/ % of adult registered golfers

**240 / 22%**  
Junior registered golfers  
/ % of total registered golfers

**9**  
Total golf courses  
(Golf Around the World)

**2 / 8**  
Total affiliated golf courses  
9-hole / 18-hole

**1,500**  
Total golfers

# Latvia

## LATVIAN GOLF FEDERATION

Milgravja iela 16, - 1034, Riga, Latvia

✉ info@lgf.lv  
☎ +37129191428  
🌐 www.lgf.lv

👤 President: Armands Puče  
👤 CEO / Secretary: Armands Puče,  
president, LGF

📘 -  
🐦 -  
📷 -



**1,901,550**

Total population

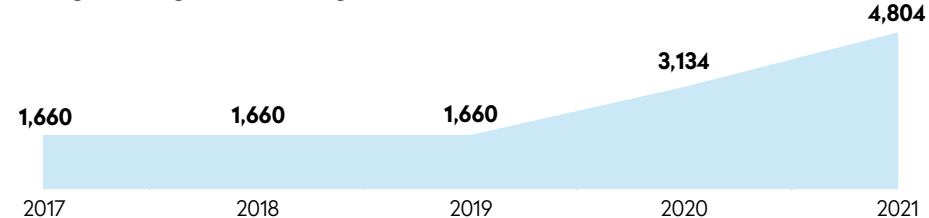
**4,804 / 0.25%**

Registered golfers / % of population

**400**

Registered golfers per course  
(Golf Around the World courses)

### Registered golfers – change over time



**189% ↑** % Change ('21 v '19) **189% ↑** % Change ('21 v '17)

**23**  
National squad / elite player  
& development squad golfers

**3,032 / 69%**  
Adult male registered golfers  
/ % of adult registered golfers

**1,386 / 31%**  
Adult female registered golfers  
/ % of adult registered golfers

**386 / 8%**  
Junior registered golfers  
/ % of total registered golfers

**12**  
Total golf courses  
(Golf Around the World)

**8 / 2**  
Total affiliated golf courses  
9-hole / 18-hole

**6,000**  
Total golfers

# Liechtenstein

## LIECHTENSTEIN GOLF ASSOCIATION

Postfach 264, - 9490, Vaduz, Liechtenstein



info@golf.li  
+4232321991  
www.golf.li

President: Peter Tinner  
CEO / Secretary: Thomas Schaber

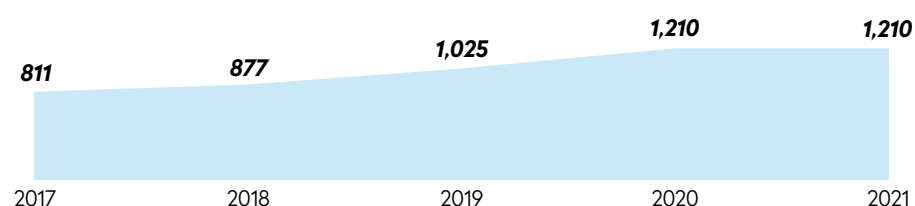
/gvl1966  
-  
@golfverband\_liechtenstein

**38,140**  
Total population

**1,210 / 3.17%**  
Registered golfers / % of population

**0**  
Registered golfers per course  
(Golf Around the World courses)

### Registered golfers – change over time



**18%** ↑  
% Change ('21 v '19)

**49%** ↑  
% Change ('21 v '17)

**11**  
National squad / elite player  
& development squad golfers

**713 / 63%**  
Adult male registered golfers  
/ % of adult registered golfers

**426 / 37%**  
Adult female registered golfers  
/ % of adult registered golfers

**71 / 6%**  
Junior registered golfers  
/ % of total registered golfers

**0**  
Total golf courses  
(Golf Around the World)

**0 / 0**  
Total affiliated golf courses  
9-hole / 18-hole

**1,400**  
Total golfers

# Lithuania

## LITHUANIA GOLF FEDERATION

Olimpieciu str. 1-55, - 09200, Vilnius, Lithuania



info@golffederacija.lt  
+37065744653  
www.golffederacija.lt

President: Česlav Okinčič  
CEO / Secretary: Mindaugas Markevičius

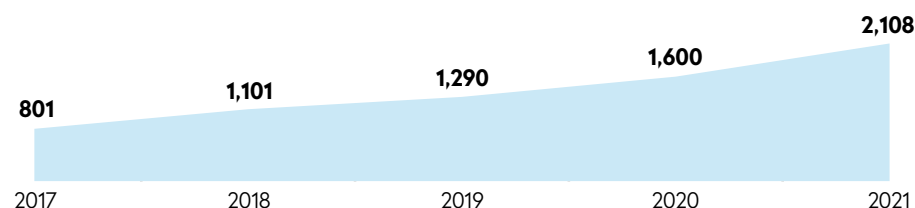
/golffederacija  
-  
-

**2,794,700**  
Total population

**2,108 / 0.08%**  
Registered golfers / % of population

**301**  
Registered golfers per course  
(Golf Around the World courses)

### Registered golfers – change over time



**63%** ↑  
% Change ('21 v '19)

**163%** ↑  
% Change ('21 v '17)

**17**  
National squad / elite player  
& development squad golfers

**1,400 / 70%**  
Adult male registered golfers  
/ % of adult registered golfers

**613 / 30%**  
Adult female registered golfers  
/ % of adult registered golfers

**95 / 5%**  
Junior registered golfers  
/ % of total registered golfers

**7**  
Total golf courses  
(Golf Around the World)

**1 / 5**  
Total affiliated golf courses  
9-hole / 18-hole

**2,800**  
Total golfers

# Luxembourg

## LUXEMBOURG GOLF FEDERATION

Domaine de Belenhaff, - 6141, Junglinster, Luxembourg



carlo@gastaldi.lu  
+35226782383  
www.flgolf.lu

President: Christian Schock  
CEO / Secretary: Carlo Gastaldi - General Secretary

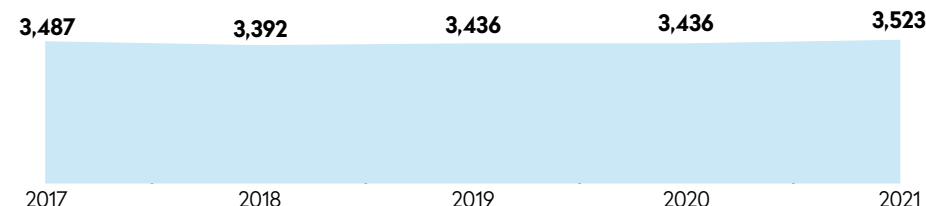
-  
-  
-

**632,270**  
Total population

**3,523 / 0.56%**  
Registered golfers / % of population

**705**  
Registered golfers per course  
(Golf Around the World courses)

### Registered golfers – change over time



**3%** ↑  
% Change ('21 v '19)

**1%** ↑  
% Change ('21 v '17)

**0**  
National squad / elite player  
& development squad golfers

**2,089 / 67%**  
Adult male registered golfers  
/ % of adult registered golfers

**1,022 / 33%**  
Adult female registered golfers  
/ % of adult registered golfers

**412 / 12%**  
Junior registered golfers  
/ % of total registered golfers

**5**  
Total golf courses  
(Golf Around the World)

**0 / 5**  
Total affiliated golf courses  
9-hole / 18-hole

**4,200**  
Total golfers

# Malta

## MALTA GOLF ASSOCIATION

Aldo Moro Street, - MRS9064, Marsa, Malta



golfing@maltagolf.org  
+35699499207  
www.maltagolf.org

President: William Beck  
CEO / Secretary: Ian Restall

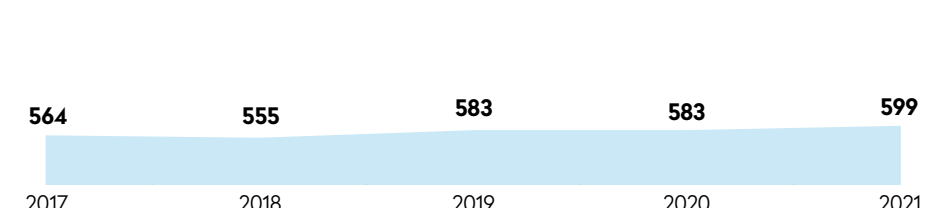
/Malta-Golf-Association-163753557010471  
-

**525,280**  
Total population

**599 / 0.11%**  
Registered golfers / % of population

**599**  
Registered golfers per course  
(Golf Around the World courses)

### Registered golfers – change over time



**3%** ↑  
% Change ('21 v '19)

**6%** ↑  
% Change ('21 v '17)

**9**  
National squad / elite player  
& development squad golfers

**430 / 77%**  
Adult male registered golfers  
/ % of adult registered golfers

**125 / 23%**  
Adult female registered golfers  
/ % of adult registered golfers

**44 / 7%**  
Junior registered golfers  
/ % of total registered golfers

**1**  
Total golf courses  
(Golf Around the World)

**0 / 1**  
Total affiliated golf courses  
9-hole / 18-hole

**700**  
Total golfers



# Moldova



## GOLF ASSOCIATION OF MOLDOVA

17, Cetatea Alba Str. Chisinau, - 2002, Chisinau, Republic of Moldova

Golf-md@mail.ru  
+37369141955  
www.golfmd.md

President: Roman Ostapenco  
CEO / Secretary:  
Andrew Ostapenco

/golfmd.md  
-  
@golf\_association\_moldova

**2,617,820**

Total population

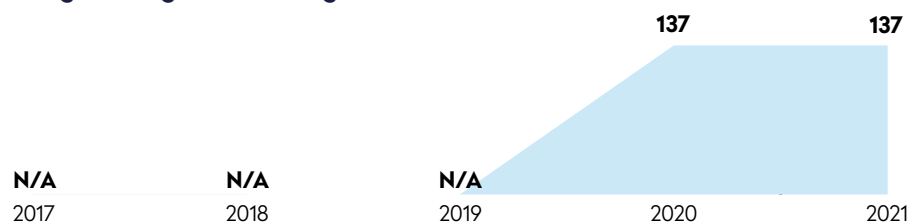
**137 / 0.01%**

Registered golfers / % of population

**137**

Registered golfers per course  
(Golf Around the World courses)

### Registered golfers – change over time



**0% / N/A**  
% Change ('21 v '19) % Change ('21 v '17)

**30**  
National squad / elite player  
& development squad golfers

**85 / 82%**  
Adult male registered golfers  
/ % of adult registered golfers

**19 / 18%**  
Adult female registered golfers  
/ % of adult registered golfers

**33 / 24%**  
Junior registered golfers  
/ % of total registered golfers

**1**  
Total golf courses  
(Golf Around the World)

**0 / 1**  
Total affiliated golf courses  
9-hole / 18-hole

**200**  
Total golfers

# Netherlands



## ROYAL NETHERLANDS GOLF FEDERATION

P.O. Box 8585, - 3503, RN Utrecht, Netherlands

golf@ngf.nl  
+31302426370  
www.ngf.nl

President: Caroline Huyskes  
CEO / Secretary: Jeroen Stevens

/golf.nl  
@golfnl  
@golfnl

**17,441,140**

Total population

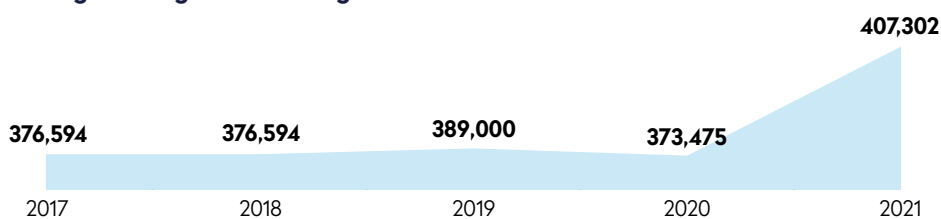
**407,302 / 2.34%**

Registered golfers / % of population

**1,164**

Registered golfers per course  
(Golf Around the World courses)

### Registered golfers – change over time



**5% / 8%**  
% Change ('21 v '19) % Change ('21 v '17)

**27**  
National squad / elite player  
& development squad golfers

**267,563 / 68%**  
Adult male registered golfers  
/ % of adult registered golfers

**125,537 / 32%**  
Adult female registered golfers  
/ % of adult registered golfers

**14,202 / 3%**  
Junior registered golfers  
/ % of total registered golfers

**350**  
Total golf courses  
(Golf Around the World)

**100 / 175**  
Total affiliated golf courses  
9-hole / 18-hole

**460,000**  
Total golfers

# Norway



## NORWEGIAN GOLF FEDERATION

Postbox 5000, Sognsveien 75 A1, Ullevål Stadion - 0840, Oslo, Norway

post@golfforbundet.no  
+4721029150  
www.golfforbundet.no

President: Egil Hatling  
CEO / Secretary:  
Tor-Anders Hanssen

/golfforbundet  
-  
@golfforbundet

**5,379,480**

Total population

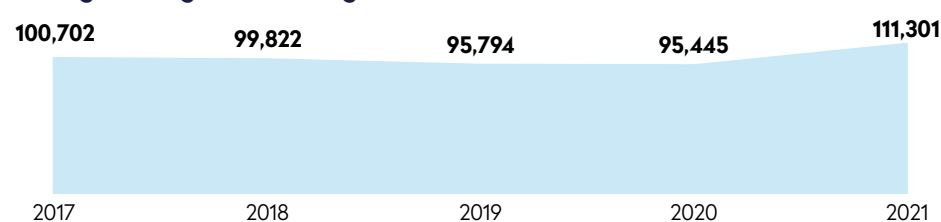
**111,301 / 2.07%**

Registered golfers / % of population

**577**

Registered golfers per course  
(Golf Around the World courses)

### Registered golfers – change over time



**16% / 11%**  
% Change ('21 v '19) % Change ('21 v '17)

**0**  
National squad / elite player  
& development squad golfers

**78,481 / 78%**  
Adult male registered golfers  
/ % of adult registered golfers

**22,715 / 22%**  
Adult female registered golfers  
/ % of adult registered golfers

**10,105 / 9%**  
Junior registered golfers  
/ % of total registered golfers

**193**  
Total golf courses  
(Golf Around the World)

**93 / 62**  
Total affiliated golf courses  
9-hole / 18-hole

**125,000**  
Total golfers

# Poland



## POLISH GOLF UNION

LIM Center, Al. Jerozolimskie 65/79 - 00-697, Warsaw, Poland

biuro@pzgolf.pl  
+48226305560  
www.pzgolf.pl

President: Marek Michałowski  
CEO / Secretary:  
Bartłomiej Chełmecki

/PolandGolf  
-  
@polishgolfteam

**37,950,800**

Total population

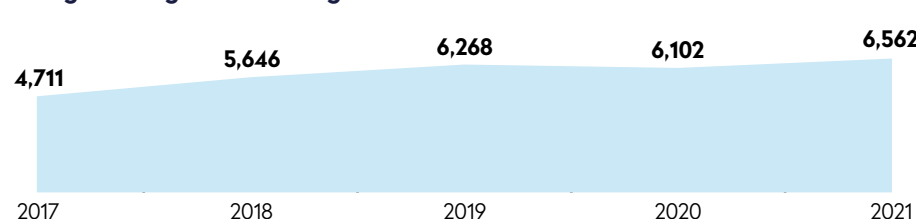
**6,562 / 0.02%**

Registered golfers / % of population

**122**

Registered golfers per course  
(Golf Around the World courses)

### Registered golfers – change over time



**5% / 39%**  
% Change ('21 v '19) % Change ('21 v '17)

**0**  
National squad / elite player  
& development squad golfers

**4,571 / 77%**  
Adult male registered golfers  
/ % of adult registered golfers

**1,343 / 23%**  
Adult female registered golfers  
/ % of adult registered golfers

**648 / 10%**  
Junior registered golfers  
/ % of total registered golfers

**54**  
Total golf courses  
(Golf Around the World)

**10 / 19**  
Total affiliated golf courses  
9-hole / 18-hole

**20,000**  
Total golfers

# Portugal



## PORTUGUESE GOLF FEDERATION

Rua Santa Teresa do Menino Jesus N° 6, 17° - 1495-048, Alges, Portugal

fpg@fpg.pt President: Miguel Franco de Sousa  
 +351214123780 CEO / Secretary: -  
 www.fpg.pt



/golfportugal  
 -  
 @fpggolfe\_oficial

**10,305,560**

Total population

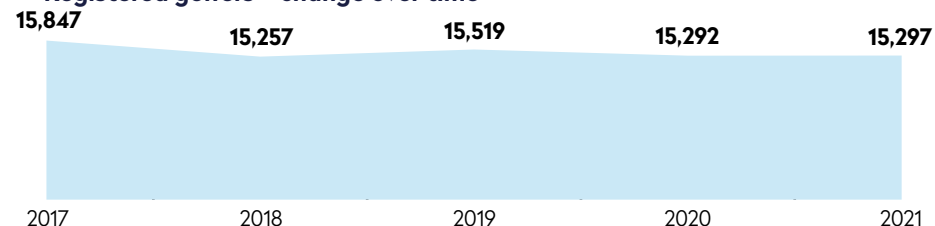
**15,297 / 0.15%**

Registered golfers / % of population

**140**

Registered golfers per course  
 (Golf Around the World courses)

Registered golfers – change over time



**-1%** ↓ % Change ('21 v '19) **-3%** ↓ % Change ('21 v '17)

**50**

National squad / elite player  
 & development squad golfers

**11,265 / 80%**

Adult male registered golfers  
 / % of adult registered golfers

**2,896 / 20%**

Adult female registered golfers  
 / % of adult registered golfers

**1,096 / 7%**

Junior registered golfers  
 / % of total registered golfers

**109**

Total golf courses  
 (Golf Around the World)

**22 / 86**

Total affiliated golf courses  
 9-hole / 18-hole

**20,000**

Total golfers

# Republic of North Macedonia



## MACEDONIAN GOLF FEDERATION

Blv. Jane Sandanski 14-1/2, - 1000, Skopje, Republic of North Macedonia

mkdgolffed@gmail.com President: Naum Janakiev  
 +38922463083 CEO / Secretary: -



-  
 -  
 -

**2,083,380**

Total population

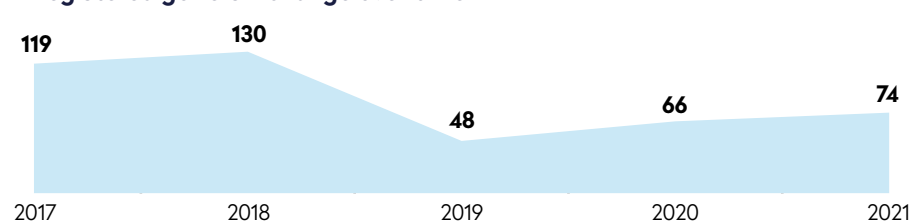
**74 / 0.00%**

Registered golfers / % of population

**0**

Registered golfers per course  
 (Golf Around the World courses)

Registered golfers – change over time



**54%** ↑ % Change ('21 v '19) **-38%** ↓ % Change ('21 v '17)

**0**

National squad / elite player  
 & development squad golfers

**60 / 88%**

Adult male registered golfers  
 / % of adult registered golfers

**8 / 12%**

Adult female registered golfers  
 / % of adult registered golfers

**6 / 8%**

Junior registered golfers  
 / % of total registered golfers

**0**

Total golf courses  
 (Golf Around the World)

**0 / 0**

Total affiliated golf courses  
 9-hole / 18-hole

**100**

Total golfers

# Romania



## ROMANIAN GOLF FEDERATION

24, Carierei Str. , - 105 400, Breaza, Romania

nicolae.kovacs@romaniangolf.ro President: -  
 +40723056789 CEO / Secretary: Nicolae Kovacs  
 www.frgolf.ro



/FederatiaRomanadeGolf  
 -  
 -

**19,286,120**

Total population

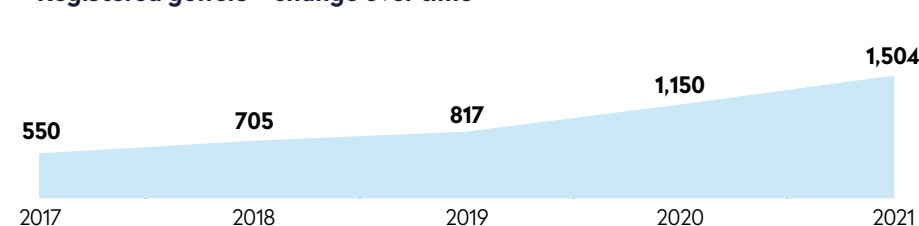
**1,054 / 0.01%**

Registered golfers / % of population

**117**

Registered golfers per course  
 (Golf Around the World courses)

Registered golfers – change over time



**84%** ↑ % Change ('21 v '19) **173%** ↑ % Change ('21 v '17)

**N/A**

National squad / elite player  
 & development squad golfers

**1,091 / 77%**

Adult male registered golfers  
 / % of adult registered golfers

**321 / 23%**

Adult female registered golfers  
 / % of adult registered golfers

**92 / 6%**

Junior registered golfers  
 / % of total registered golfers

**9**

Total golf courses  
 (Golf Around the World)

**4 / 2**

Total affiliated golf courses  
 9-hole / 18-hole

**1,400**

Total golfers

# Russia



## RUSSIAN GOLF ASSOCIATION

Office 378, 8, Luzhnetskaya nab. - 119991, Moscow, MOW, Russian Federation

info@rusgolf.ru President: Victor Khristenko  
 +74957254719 CEO / Secretary:  
 Alexander Kochetkov  
 www.rusgolf.ru



/russiangulffederation  
 @Rusgolf92  
 @russian\_golf\_association

**144,104,080**

Total population

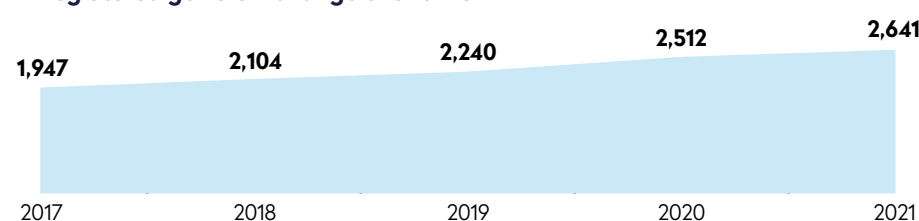
**2,641 / 0.00%**

Registered golfers / % of population

**98**

Registered golfers per course  
 (Golf Around the World courses)

Registered golfers – change over time



**18%** ↑ % Change ('21 v '19) **36%** ↑ % Change ('21 v '17)

**43**

National squad / elite player  
 & development squad golfers

**1,547 / 71%**

Adult male registered golfers  
 / % of adult registered golfers

**635 / 29%**

Adult female registered golfers  
 / % of adult registered golfers

**459 / 17%**

Junior registered golfers  
 / % of total registered golfers

**27**

Total golf courses  
 (Golf Around the World)

**10 / 17**

Total affiliated golf courses  
 9-hole / 18-hole

**28,000**

Total golfers



# San Marino



## SAN MARINO GOLF FEDERATION

c/o C.O.N. Sammarinese, Via Rancaglia 20 - 47899, Serravalle, San Marino

federgolfs@gmail.com  
+393356802180

President: Emanuele Vannucci  
CEO / Secretary: Marco Belloni

f -  
t -  
i -

**33,940**

Total population

**209 / 0.62%**

Registered golfers / % of population

**0**

Registered golfers per course  
(Golf Around the World courses)

### Registered golfers – change over time



**N/A / N/A**  
% Change ('21 v '19) % Change ('21 v '17)

**0**

National squad / elite player  
& development squad golfers

**140 / 88%**

Adult male registered golfers  
/ % of adult registered golfers

**19 / 12%**

Adult female registered golfers  
/ % of adult registered golfers

**50 / 24%**

Junior registered golfers  
/ % of total registered golfers

**0**

Total golf courses  
(Golf Around the World)

**0 / 0**

Total affiliated golf courses  
9-hole / 18-hole

**0**

Total golfers

# Scotland



## SCOTTISH GOLF

Arrol House, Rosyth Europarc, Viking Way, Rosyth, KY11 2UU

info@scottishgolf.org  
+441334466477  
www.scottishgolf.org

President: David Fleming  
CEO / Secretary: Karin Sharp

f /ScottishGolf  
t @ScottishGolf  
i @wearescottishgolf



**5,466,000**

Total population

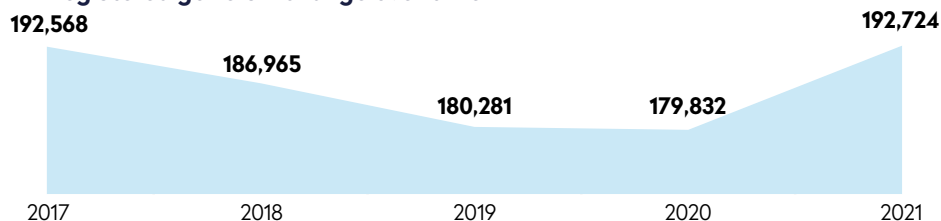
**192,724 / 3.53%**

Registered golfers / % of population

**324**

Registered golfers per course  
(Golf Around the World courses)

### Registered golfers – change over time



**7% / 0%**  
% Change ('21 v '19) % Change ('21 v '17)

**35**

National squad / elite player  
& development squad golfers

**154,571 / 88%**

Adult male registered golfers  
/ % of adult registered golfers

**21,631 / 12%**

Adult female registered golfers  
/ % of adult registered golfers

**16,522 / 9%**

Junior registered golfers  
/ % of total registered golfers

**594**

Total golf courses  
(Golf Around the World)

**145 / 410**

Total affiliated golf courses  
9-hole / 18-hole

**595,000**

Total golfers

# Serbia



## GOLF ASSOCIATION OF SERBIA

Ada Ciganlija 2, - 11000, Belgrade, Serbia

office@golfas.rs  
+381114001810  
www.golfasocijacija.rs

President: Dragan Šolak  
CEO / Secretary: Ivica Suturović

f /GolfasocijacijaSrbijeGolfAssociation  
OfSerbia  
i @golfasocijacija.rs



**6,908,220**

Total population


**818 / 0.01%**

Registered golfers / % of population

**409**

Registered golfers per course  
(Golf Around the World courses)

### Registered golfers – change over time



**10% / 10%**  
% Change ('21 v '19) % Change ('21 v '17)

**14**

National squad / elite player  
& development squad golfers

**577 / 78%**

Adult male registered golfers  
/ % of adult registered golfers

**167 / 22%**

Adult female registered golfers  
/ % of adult registered golfers

**74 / 9%**

Junior registered golfers  
/ % of total registered golfers

**2**

Total golf courses  
(Golf Around the World)

**2 / 0**

Total affiliated golf courses  
9-hole / 18-hole

**1,100**

Total golfers

# Slovakia



## SLOVAK GOLF ASSOCIATION

Kukucinova 26, - 831 02, Bratislava, Slovakia

skga@skga.sk  
+421244450727  
www.skga.sk

President: Rastislav Antala  
CEO / Secretary: Kamil Balga

f /skgagolf  
t -  
i @slovakgolf



**5,458,830**

Total population

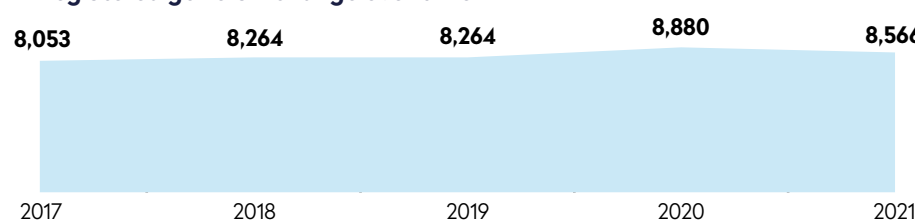
**8,566 / 0.16%**

Registered golfers / % of population

**260**

Registered golfers per course  
(Golf Around the World courses)

### Registered golfers – change over time



**4% / 6%**  
% Change ('21 v '19) % Change ('21 v '17)

**0**

National squad / elite player  
& development squad golfers

**5,151 / 71%**

Adult male registered golfers  
/ % of adult registered golfers

**2,141 / 29%**

Adult female registered golfers  
/ % of adult registered golfers

**1,274 / 15%**

Junior registered golfers  
/ % of total registered golfers

**33**

Total golf courses  
(Golf Around the World)

**16 / 12**

Total affiliated golf courses  
9-hole / 18-hole

**10,000**

Total golfers

# Slovenia

## SLOVENIAN GOLF ASSOCIATION

Smartinska 152, - 1122 Ljubljana, Slovenia

✉ golfzveza@golfzveza-slovenije.si  
☎ +38614303200  
🌐 www.golfportal.si

👤 President: Ziga Osterc  
👤 CEO / Secretary: Gorazd Kogoj

📘 /GZS.GAS  
🐦 -  
📷 @golfzveza



**2,100,130**

Total population

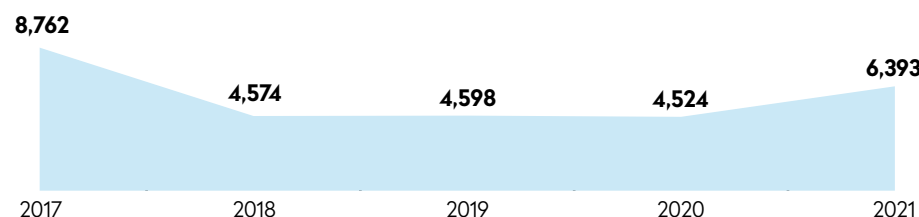
**6,393 / 0.30%**

Registered golfers / % of population

**426**

Registered golfers per course  
(Golf Around the World courses)

### Registered golfers – change over time



**39% ↑** % Change ('21 v '19) **-27% ↓** % Change ('21 v '17)

**41**

National squad / elite player  
& development squad golfers

**4,576 / 75%**

Adult male registered golfers  
/ % of adult registered golfers

**1,552 / 25%**

Adult female registered golfers  
/ % of adult registered golfers

**265 / 4%**

Junior registered golfers  
/ % of total registered golfers

**15**

Total golf courses  
(Golf Around the World)

**8 / 8**

Total affiliated golf courses  
9-hole / 18-hole

**12,000**

Total golfers

# Spain

## ROYAL SPANISH GOLF FEDERATION

Arroyo del Monte, 5, - 28035, Madrid, M, Spain

✉ rfegolf@rfegolf.es  
☎ +34915552682  
🌐 www.rfegolf.es

👤 President: Gonzaga Escauriaza  
👤 CEO / Secretary: Jorge Sagardoy -  
General Manager

📘 /rfegolf  
🐦 @rfegolf  
📷 @rfegolf



**47,351,570**

Total population

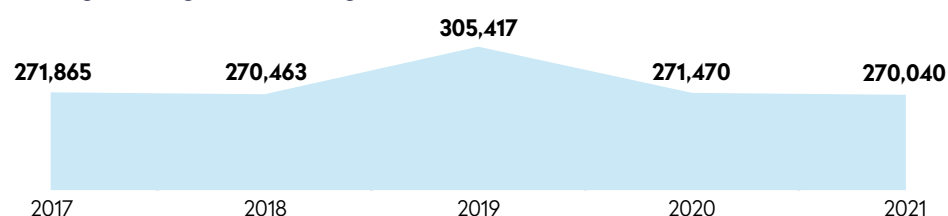
**270,040 / 0.57%**

Registered golfers / % of population

**548**

Registered golfers per course  
(Golf Around the World courses)

### Registered golfers – change over time



**-12% ↓** % Change ('21 v '19) **-1% ↓** % Change ('21 v '17)

**46**

National squad / elite player  
& development squad golfers

**172,302 / 73%**

Adult male registered golfers  
/ % of adult registered golfers

**63,987 / 27%**

Adult female registered golfers  
/ % of adult registered golfers

**33,751 / 12%**

Junior registered golfers  
/ % of total registered golfers

**493**

Total golf courses  
(Golf Around the World)

**83 / 221**

Total affiliated golf courses  
9-hole / 18-hole

**300,000**

Total golfers

# Sweden

## SWEDISH GOLF FEDERATION

Box 11016, - 100 61, Stockholm, Sweden

✉ info@golf.se  
☎ +4686221500  
🌐 http://golf.se

👤 President: Maria Möller  
👤 CEO / Secretary:  
Gunnar Håkansson

📘 /svenskagolfforbundet  
🐦 -  
📷 @svenskagolfforbundet



**10,353,440**

Total population

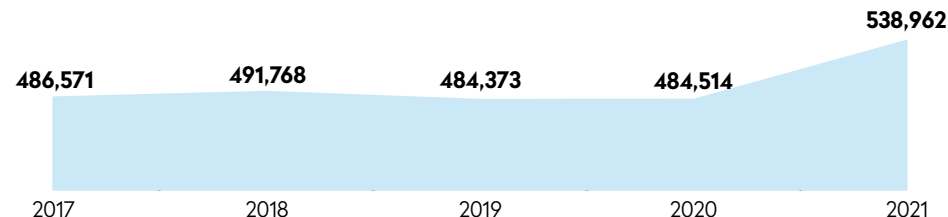
**538,962 / 5.21%**

Registered golfers / % of population

**829**

Registered golfers per course  
(Golf Around the World courses)

### Registered golfers – change over time



**11% ↑** % Change ('21 v '19) **11% ↑** % Change ('21 v '17)

**0**

National squad / elite player  
& development squad golfers

**347,174 / 73%**

Adult male registered golfers  
/ % of adult registered golfers

**129,949 / 27%**

Adult female registered golfers  
/ % of adult registered golfers

**61,839 / 11%**

Junior registered golfers  
/ % of total registered golfers

**650**

Total golf courses  
(Golf Around the World)

**150 / 531**

Total affiliated golf courses  
9-hole / 18-hole

**600,000**

Total golfers

# Switzerland

## SWISS GOLF

Place Croix-Blanche 19, Case Postale 204 - 1066, Epalinges, Switzerland

✉ info@swissgolf.ch  
☎ +41217857000  
🌐 www.swissgolf.ch

👤 President: Reto Bieler  
👤 CEO / Secretary:  
Barbara Albisetti - Michel Follonier

📘 /infoswissgolf  
🐦 -  
📷 @swiss\_golf



**8,636,900**

Total population

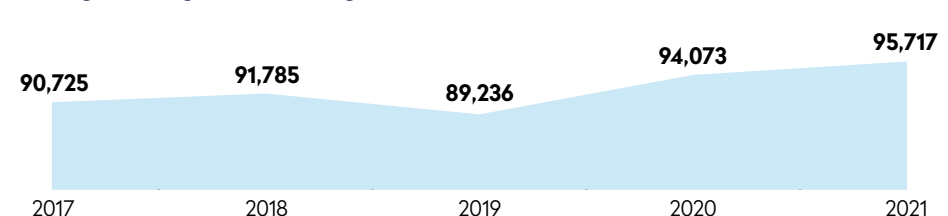
**95,717 / 1.11%**

Registered golfers / % of population

**818**

Registered golfers per course  
(Golf Around the World courses)

### Registered golfers – change over time



**7% ↑** % Change ('21 v '19) **6% ↑** % Change ('21 v '17)

**31**

National squad / elite player  
& development squad golfers

**57,452 / 64%**

Adult male registered golfers  
/ % of adult registered golfers

**32,762 / 36%**

Adult female registered golfers  
/ % of adult registered golfers

**5,503 / 6%**

Junior registered golfers  
/ % of total registered golfers

**117**

Total golf courses  
(Golf Around the World)

**27 / 71**

Total affiliated golf courses  
9-hole / 18-hole

**112,000**

Total golfers



# Turkey



## TURKISH GOLF FEDERATION

Bestepe Mah. Yasam Is Merkezi, A Blok No:13/57 - 06050 Yenimahalle, 6, Turkey

info@tgf.org.tr  
+903123093945  
www.tgf.org.tr

President: Ahmet Ali Ağaoğlu  
CEO / Secretary:  
Raif Ozgur Hacibektasoglu

Turkiye Golf Federasyonu  
@golffederasyonu  
@turkiyegolffederasyonu



**84,339,070**

Total population

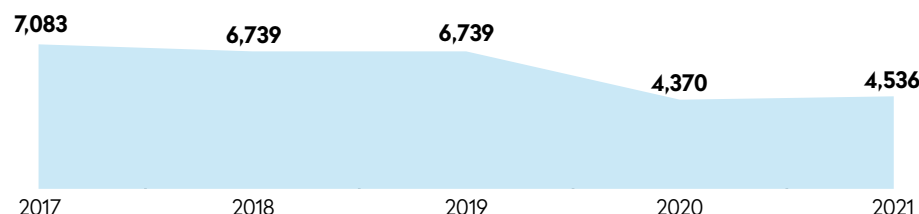
**4,536 / 0.01%**

Registered golfers / % of population

**137**

Registered golfers per course  
(Golf Around the World courses)

### Registered golfers – change over time



**-33%** ↓ % Change ('21 v '19)   **-36%** ↓ % Change ('21 v '17)

**33**

National squad / elite player  
& development squad golfers

**2,674 / 73%**

Adult male registered golfers  
/ % of adult registered golfers

**982 / 27%**

Adult female registered golfers  
/ % of adult registered golfers

**880 / 19%**

Junior registered golfers  
/ % of total registered golfers

**33**

Total golf courses  
(Golf Around the World)

**13 / 18**

Total affiliated golf courses  
9-hole / 18-hole

**8,000**

Total golfers

# Ukraine



## UKRAINIAN GOLF FEDERATION

Office 10, 15/1-A Mykhailivska str. - 01001, Kyiv, 30, Ukraine

info@ukrgolf.org  
+380986640460  
www.ukrgolf.org

President: Vitaliy Khomutynnik  
CEO / Secretary:  
Volodymyr Pylypenko

/ugfgolf  
@ugf\_ua



**44,134,690**

Total population


**1,837 / 0.00%**

Registered golfers / % of population

**306**

Registered golfers per course  
(Golf Around the World courses)

### Registered golfers – change over time



**122%** ↑ % Change ('21 v '19)   **256%** ↑ % Change ('21 v '17)

**12**

National squad / elite player  
& development squad golfers

**1,046 / 68%**

Adult male registered golfers  
/ % of adult registered golfers

**496 / 32%**

Adult female registered golfers  
/ % of adult registered golfers

**295 / 16%**

Junior registered golfers  
/ % of total registered golfers

**6**

Total golf courses  
(Golf Around the World)

**2 / 4**

Total affiliated golf courses  
9-hole / 18-hole

**2,000**

Total golfers

# Wales



## WALES GOLF

Catsash, Newport, Gwent, NP18 1JQ, Wales

office@walesgolf.org  
+441633436040  
www.walesgolf.org

President: Mike Bryant  
CEO / Secretary: Richard Dixon

/walesgolf  
@wales\_golf  
@walesgolf



**3,170,000**

Total population

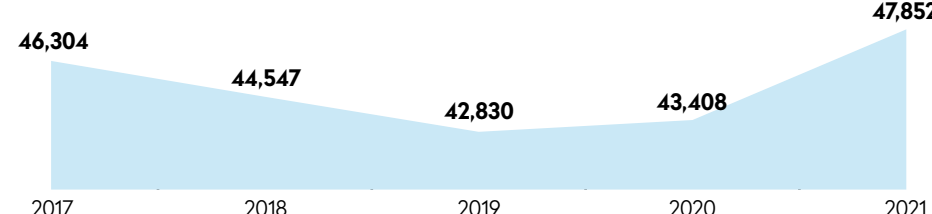
**47,852 / 1.51%**

Registered golfers / % of population

**264**

Registered golfers per course  
(Golf Around the World courses)

### Registered golfers – change over time



**12%** ↑ % Change ('21 v '19)   **3%** ↑ % Change ('21 v '17)

**30**

National squad / elite player  
& development squad golfers

**39,200 / 88%**

Adult male registered golfers  
/ % of adult registered golfers

**5,400 / 12%**

Adult female registered golfers  
/ % of adult registered golfers

**3,252 / 7%**

Junior registered golfers  
/ % of total registered golfers

**181**

Total golf courses  
(Golf Around the World)

**33 / 105**

Total affiliated golf courses  
9-hole / 18-hole

**116,000**

Total golfers



# National Federation Statistics Summary.

The following tables rank and detail the national federation-supplied statistics to show comparability across The R&A European affiliates and EGA members.

## Total Golfers – ranked from highest to lowest absolute numbers

Market	Absolute #
England	4,523,000
Germany	1,150,000
France	800,000
Sweden	600,000
Scotland	595,000
Ireland	540,000
Netherlands	460,000
Italy	430,000
Spain	300,000
Denmark	206,000
Finland	200,000
Norway	125,000
Wales	116,000
Austria	115,000
Switzerland	112,000
Belgium	81,000
Iceland	65,000
Czech Republic	60,000
Russia	28,000
Portugal	20,000
Poland	20,000
Slovenia	12,000
Slovakia	10,000
Turkey	8,000
Latvia	6,000
Estonia	4,500
Luxembourg	4,200
Greece	4,000
Hungary	3,500
Lithuania	2,800
Ukraine	2,000
Kazakhstan	1,500
Cyprus	1,500
Israel	1,500
Romania	1,400
Liechtenstein	1,400
Croatia	1,400
Bulgaria	1,100
Serbia	1,100
Malta	700
Belarus	700
Andorra	500
Georgia	500
San Marino	250
Bosnia and Herzegovina	200
Moldova	200
Armenia	200
Azerbaijan	200
Republic of North Macedonia	100

## Total Golfers per Course (Golf Around the World) – ranked from highest to lowest golfers per course

Market	Absolute #
England	2,044
Israel	1,500
Italy	1,378
Netherlands	1,314
Ireland	1,130
Germany	1,091
Finland	1,053
Russia	1,037
Scotland	1,002
France	986
Switzerland	957
Sweden	923
Iceland	915
Luxembourg	840
Slovenia	800
Malta	700
Belgium	664
Norway	648
Wales	641
Spain	609
Denmark	594
Austria	564
Serbia	550
Latvia	500
Czech Republic	444
Greece	444
Estonia	409
Lithuania	400
Poland	370
Belarus	350
Ukraine	333
Slovakia	303
Andorra	250
Turkey	242
Hungary	233
Croatia	233
Moldova	200
Armenia	200
Portugal	183
Kazakhstan	167
Georgia	167
Romania	156
Cyprus	136
Bulgaria	110
Bosnia and Herzegovina	100
Azerbaijan	67
Liechtenstein	N/A
San Marino	N/A
Republic of North Macedonia	N/A

## Registered Golfers – ranked from highest to lowest absolute numbers

Market	Absolute #
England	692,500
Germany	651,417
Sweden	538,962
Netherlands	407,302
France	402,991
Spain	270,040
Ireland	202,750
Scotland	192,724
Finland	157,175
Denmark	154,803
Norway	111,301
Switzerland	95,717
Austria	93,718
Italy	87,380
Belgium	76,381
Czech Republic	52,401
Wales	47,852
Iceland	20,000
Portugal	15,297
Slovakia	8,566
Poland	6,562
Slovenia	6,393
Latvia	4,804
Turkey	4,536
Estonia	3,637
Luxembourg	3,523
Russia	2,641
Hungary	2,409
Lithuania	2,108
Ukraine	1,837
Liechtenstein	1,210
Kazakhstan	1,090
Romania	1,054
Cyprus	1,016
Greece	910
Bulgaria	870
Serbia	818
Croatia	627
Malta	599
Israel	544
Andorra	419
Belarus	355
Georgia	219
San Marino	209
Bosnia and Herzegovina	187
Moldova	137
Armenia	75
Republic of North Macedonia	74
Azerbaijan	34

## Registered Golfers per Course (Golf Around the World) – ranked from highest to lowest golfers per course

Market	Absolute #
Netherlands	1164
Sweden	829
Finland	827
Switzerland	818
Luxembourg	705
Belgium	626
Germany	618
Malta	599
Norway	577
Spain	548
Israel	544
France	497
Austria	459
Denmark	446
Slovenia	426
Ireland	424
Serbia	409
Latvia	400
Czech Republic	388
Estonia	331
Scotland	324
England	313
Ukraine	306
Lithuania	301
Iceland	282
Italy	280
Wales	264
Slovakia	260
Andorra	210
Belarus	178
Hungary	161
Portugal	140
Turkey	137
Moldova	137
Poland	122
Kazakhstan	121
Romania	117
Croatia	105
Greece	101
Russia	98
Bosnia and Herzegovina	94
Cyprus	92
Bulgaria	87
Armenia	75
Georgia	73
Azerbaijan	11
Liechtenstein	N/A
San Marino	N/A
Republic of North Macedonia	N/A



**Adult male registered golfers – showing absolute and % of adult golfers**

Market	% #	Absolute #
Israel	88%	466
Republic of North Macedonia	88%	60
San Marino	88%	140
Wales	88%	39,200
Scotland	88%	154,571
England	86%	556,589
Georgia	83%	175
Bosnia and Herzegovina	83%	130
Greece	82%	550
Moldova	82%	85
Ireland	80%	148,000
Croatia	80%	467
Portugal	80%	11,265
Bulgaria	79%	592
Hungary	78%	1,652
Serbia	78%	577
Norway	78%	78,481
Malta	77%	430
Poland	77%	4,571
Romania	77%	1,091
Kazakhstan	76%	650
Cyprus	76%	759
Italy	76%	60,432
Andorra	75%	278
Slovenia	75%	4,576
Turkey	73%	2,674
France	73%	266,177
Spain	73%	172,302
Sweden	73%	347,174
Armenia	71%	25
Azerbaijan	71%	10
Denmark	71%	105,134
Finland	71%	99,482
Russia	71%	1,547
Belarus	71%	203
Slovakia	71%	5,151
Czech Republic	70%	31,906
Lithuania	70%	1,400
Latvia	69%	3,032
Netherlands	68%	267,563
Ukraine	68%	1,046
Iceland	67%	11,500
Luxembourg	67%	2,089
Belgium	66%	45,082
Estonia	65%	2,128
Switzerland	64%	57,452
Germany	64%	388,340
Liechtenstein	63%	713
Austria	62%	53,921

**Adult female registered golfers – showing absolute and % of adult golfers**

Market	% #	Absolute #
Austria	38%	33,163
Liechtenstein	37%	426
Germany	36%	221,865
Switzerland	36%	32,762
Estonia	35%	1,124
Belgium	34%	23,202
Luxembourg	33%	1,022
Iceland	33%	5,600
Ukraine	32%	496
Netherlands	32%	125,537
Latvia	31%	1,386
Lithuania	30%	613
Czech Republic	30%	13,579
Slovakia	29%	2,141
Belarus	29%	84
Russia	29%	635
Finland	29%	40,568
Denmark	29%	42,161
Armenia	29%	10
Azerbaijan	29%	4
Sweden	27%	129,949
Spain	27%	63,987
France	27%	98,265
Turkey	27%	982
Slovenia	25%	1,552
Andorra	25%	91
Italy	24%	19,455
Cyprus	24%	234
Kazakhstan	24%	200
Romania	23%	321
Poland	23%	1,343
Malta	23%	125
Norway	22%	22,715
Serbia	22%	167
Hungary	22%	470
Bulgaria	21%	161
Portugal	20%	2,896
Croatia	20%	116
Ireland	20%	36,000
Moldova	18%	19
Greece	18%	122
Bosnia and Herzegovina	17%	27
Georgia	17%	36
England	14%	90,607
Scotland	12%	21,631
Wales	12%	5,400
San Marino	12%	19
Republic of North Macedonia	12%	8
Israel	12%	62

**Junior registered golfers – showing absolute and % of adult golfers**

Market	% #	Absolute #
Azerbaijan	59%	20
Armenia	53%	40
Greece	26%	238
Moldova	24%	33
San Marino	24%	50
Kazakhstan	22%	240
Turkey	19%	880
Belarus	19%	68
Russia	17%	459
Ukraine	16%	295
Bosnia and Herzegovina	16%	30
Slovakia	15%	1,274
Iceland	15%	2,900
Bulgaria	13%	117
Czech Republic	13%	6,916
Spain	12%	33,751
Andorra	12%	50
Hungary	12%	287
Luxembourg	12%	412
Sweden	11%	61,839
Belgium	11%	8,097
Finland	11%	17,125
Estonia	11%	385
Poland	10%	648
France	10%	38,549
Ireland	9%	18,750
Norway	9%	10,105
Serbia	9%	74
Italy	9%	7,493
Scotland	9%	16,522
Republic of North Macedonia	8%	6
Latvia	8%	386
Malta	7%	44
Portugal	7%	1,096
Austria	7%	6,634
Croatia	7%	44
Wales	7%	3,252
England	7%	45,304
Germany	6%	41,212
Romania	6%	92
Liechtenstein	6%	71
Switzerland	6%	5,503
Denmark	5%	7,508
Lithuania	5%	95
Slovenia	4%	265
Georgia	4%	8
Netherlands	3%	14,202
Israel	3%	16
Cyprus	2%	23

**National squad / elite player and development squad golfers**

Market	Absolute #
Austria	71
Iceland	60
Portugal	50
Spain	46
Greece	44
Russia	43
France	42
Ireland	42
Slovenia	41
England	40
Czech Republic	37
Denmark	37
Scotland	35
Turkey	33
Switzerland	31
Moldova	30
Wales	30
Finland	27
Netherlands	27
Bulgaria	25
Estonia	23
Latvia	23
Hungary	18
Lithuania	17
Serbia	14
Belarus	13
Ukraine	12
Liechtenstein	11
Andorra	10
Malta	9
Georgia	6
Armenia	0
Azerbaijan	0
Belgium	0
Bosnia and Herzegovina	0
Croatia	0
Cyprus	0
Germany	0
Israel	0
Italy	0
Kazakhstan	0
Luxembourg	0
Norway	0
Poland	0
Republic of North Macedonia	0
San Marino	0
Slovakia	0
Sweden	0
Romania	N/A

**Golf Courses (Golf Around the World)**

Market	Absolute #
England	2,213
Germany	1,054
France	811
Sweden	650
Scotland	594
Spain	493
Ireland	478
Netherlands	350
Denmark	347
Italy	312
Austria	204
Norway	193
Finland	190
Wales	181
Czech Republic	135
Belgium	122
Switzerland	117
Portugal	109
Iceland	71
Poland	54
Turkey	33
Slovakia	33
Russia	27
Slovenia	15
Hungary	15
Latvia	12
Estonia	11
Cyprus	11
Bulgaria	10
Romania	9
Greece	9
Kazakhstan	9
Lithuania	7
Ukraine	6
Croatia	6
Luxembourg	5
Georgia	3
Azerbaijan	3
Serbia	2
Belarus	2
Andorra	2
Bosnia and Herzegovina	2
Moldova	1
Malta	1
Armenia	1
Israel	1
Liechtenstein	0
San Marino	0
Republic of North Macedonia	0

# Glossary.

The information included in the federation statistics has been provided by the national federation in April 2021 or sourced from recognised international or European established sources.

*Where data is shown in italics – this is due to data not being provided by the federation, and an estimate has been made, or the latest number from previous years.*

The definitions of the key performance indicators follow.

## MARKET COVERAGE

All countries included in this report are Affiliates of The R&A or members of the European Golf Association (EGA). This may result in some markets appearing in this report in Europe who would not be registered as being in Europe in the ISO list of countries published by the International Organisation for Standardisation (IS), which defines the names of countries, dependent territories, and special areas of geographical interest.

## TOTAL POPULATION

The national population figures (World Bank 2020 and the Office for National Statistics for UK home nations). The regional population for Europe quoted within the report is the aggregated country populations of the countries affiliated to The R&A and members of the EGA. This enables analysis of the number of golfers within the monitored markets of a region against the population of those markets. It is not the World Bank aggregated total populations for Europe as defined by the ISO.

## TOTAL GOLFERS

This is the accepted measure of golfer numbers in each market and is representative of total full course players (18-hole and 9-hole full length

courses). Total Golfers includes those defined as Registered Golfers (affiliated to the national federation or a golf club member) and those Independent golfers who pay-and-play for their rounds as green-fee players. Where driving range or golf simulator usage may be the only golf product and experience available to a player, these players may be included in the Total Golfer number. Inclusion may be based on geographical, infrastructure or cultural factors – and are included on agreement with national federation and industry experts. The numbers for Total Golfers are measured through undertaking a nationally representative participation study, or are estimated by applying algorithms influenced by comparative market and cultural aspects, golfer-per-course relationships and are relative to registered golfer numbers or other nationally available participation metrics.

## REGISTERED GOLFERS

The number of golfers, adult and junior, who are affiliated to the national federation in April 2021. This reflects those golfers who are either a member of a golf club, or who have joined or registered separately with the national federation for the purposes of obtaining a handicap or an official playing accreditation.

## % OF POPULATION

Registered golfers as a percentage of the population illustrate the penetration of golf within each country.

## REGISTERED GOLFERS PER COURSE

(*Golf Around the World Courses*) Registered golfers per course calculated from The R&A's report on courses – *Golf Around the World 2021* – showing total courses per country. Provides a comparative measure of demand and usage from affiliated golfers per golf course for the federation in each country.

## % CHANGE ('21 v '19)

Change in the number of registered golfers over time comparing April 2021 with April 2019 – expressed as a percentage.

## NATIONAL SQUAD / ELITE PLAYER & DEVELOPMENT SQUAD GOLFERS

Number of absolute players in the national squads, on the elite development programmes run by the national federations; includes national teams' adult, senior and junior players.

## ADULT MALE REGISTERED GOLFERS / ADULT FEMALE REGISTERED GOLFERS

Absolute number of adult male and female golfers registered or affiliated to the national federation.

## % OF ADULT REGISTERED GOLFERS

Male/female split of the absolute number of adult male and female golfers to indicate the penetration of golf among the male and female adult genders. Indicative of the approach towards achieving equality in participation and creation of a family sport in the market.

## JUNIOR REGISTERED GOLFERS / % of REGISTERED GOLFERS

Absolute number of junior golfers (under 18 years old) registered or affiliated to the national federation, and calculated as a percentage of registered golfers. Indicative of the approach towards broadening the appeal of the sport to a younger generation; achieving equality in participation; and the creation of a family sport.

## TOTAL GOLF COURSES

(*Golf Around the World*)

Total golf courses per country as monitored and measured through The R&A *Golf Around the World* programme which explores golf's global reach through the supply of golf courses, existing and under development carried

out in association with the National Golf Foundation. The country totals will include those courses not affiliated to the national federations. Used as the golf course variable in the calculation of total golfers and registered golfers per course.

## TOTAL 9-HOLE GOLF COURSES

Number of 9-hole golf courses affiliated to the national federation. A good measure of facilities from starter venues to established standalone 9-hole golf courses.

## TOTAL 18-HOLE GOLF COURSES


Number of 18-hole golf courses affiliated to the national federation.

## OTHER GOLF COURSES (Multi-hole combinations)

Number of other golf courses affiliated to the national federation which may have a different number of hole combinations. This could be a 6-hole golf course, or a venue with 36 holes (2 x 18 holes or 4 x 9 holes), or 45 holes. The number of golf courses cannot be used to directly calculate the number of holes at each venue or in total.

**NOTE – Federation Statistics.** Where a federation has not provided an updated figure in April 2021 the most recent data has been used. This includes Israel (2019), Kazakhstan (2020), Liechtenstein (2020) and Ukraine (2020). If a federation fact or figure is not available – then this has been detailed 'n/a' in the national statistics.

For clarification, the total sum of 9-hole, 18-hole and Other Golf Courses affiliated to the national federation may not equal the absolute number of golf courses from the *Golf Around the World* monitor.



Photography © courtesy of Andy Hiseman, the EGA, The R&A, and the Finnish Golf Union.

## Sports Marketing Surveys

Report produced by Sports Marketing Surveys  
[www.sportsmarketingsurveys.com](http://www.sportsmarketingsurveys.com)

© Sports Marketing Surveys

**Disclaimer:** Whilst proper due care and diligence has been taken in the preparation of this document, Sports Marketing Surveys cannot guarantee the accuracy of the information contained and does not accept any liability for any loss or damage caused as a result of using information or recommendations contained within this document.



European Golf  
Participation Report.  
2021



[RandA.org](https://www.randa.org)



[ega-golf.ch](https://www.ega-golf.ch)